
TERMS AND CONDITIONS

PAYMENT: Payment terms are Net 30 days upon credit approval unless otherwise indicated per invoice. We accept Visa and Mastercard; 4% fee applies. Late invoices are subject to 1.5% finance charge per month. Native Trails reserves the right to alter payment terms to 'prepaid only' or to place account on credit hold at any time. Any disputes involving past due accounts will be resolved through the California legal system and buyer will pay all attorney's fees and other costs incurred by Native Trails in collecting delinquent payments.

SHIPPING: Orders are shipped FOB shipping point from a Native Trails distribution center via best carrier. Orders requesting expedited shipping must be submitted before 9AM PST for same-day processing; however, expedited delivery dates are not currently guaranteed by UPS and FedEx.

FLAT RATE SHIPPING: Orders that ship LTL on a standard pallet (other than bathtubs and single LTL sinks) are shipped at a standard per pallet rate of \$275 in California, \$350 elsewhere in the contiguous United States, and \$400 to Canada. Bathtubs incur an additional cost of \$150 each. Purchase Orders may not be combined for flat rate shipping.

FLAT RATE SHIPPING FOR LTL SINKS: Most Native Trails sinks ship via ground. The few that must ship LTL, as noted in the price book, incur a different flat freight rate when shipped alone. A single LTL sink and drain/bottom grid incur a flat rate of \$175 in California, \$265 elsewhere in the contiguous United States, and \$330 to Canada.

RESIDENTIAL & LIFT-GATE FEES: Flat Rate shipments include handling fees applicable for dock-to-dock delivery only; customer is responsible for any additional charges. Residential delivery is an additional \$75 and liftgate use is an additional \$65.

CANADA / INTERNATIONAL: Customer is responsible for payment of any customs/brokerage fees and duties for shipments to non-US destination.

PRICES: All prices are determined by prevailing prices at time of order unless otherwise contracted in writing. Prices are subject to change without notice. All prices listed are in US dollars.

RETURNS: Notification is required prior to a return; please acquire Return Goods Authorization (RGA) number and process your return through the Native Trails Dealer Portal: nativetrailshome.com/dealer. (Contact Customer Service if you need assistance logging on.) Merchandise returned for reasons other than damage or defect is subject to a 25% restocking fee after 90 days of invoice date. Returns are not accepted after 120 days of invoice date nor on discontinued items. We strongly recommend insuring all returns, as buyer is responsible for the merchandise's safe return; credit will not be issued for items returned damaged in return transit. Returns must be shipped via the same method as originally used (LTL or Ground) to avoid transit damage. All authorized items being returned must be in new and sellable condition and in original packaging materials.

CLAIMS: Misshipments, shortages, and shipping damages MUST be reported and photographs sent to the Native Trails Customer Service Department within 30 calendar days of shipment date for deliveries within United States (21 days of shipment date for deliveries to Canada) and all original packaging materials maintained; otherwise, neither Native Trails nor the freight carrier will honor the claim. Please report your claim through the Native Trails Dealer Portal: nativetrailshome.com/dealer. (Contact Customer Service if you need assistance logging on.) Bathtub damage claims must be made BEFORE removal from shipping crate bottom; otherwise claim will not be honored. Native Trails is not responsible for damages incurred during or after installation of products. NOTE: If a product ships on a collect or 3rd party account, freight damage claims cannot be submitted through Native Trails. Buyer must file a claim through their chosen carrier.

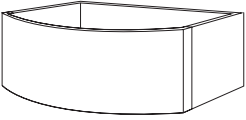
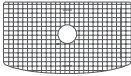
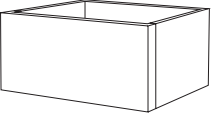
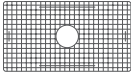
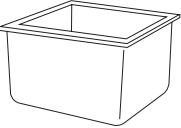

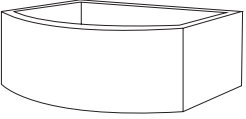
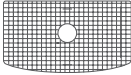
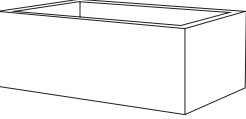
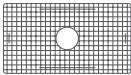
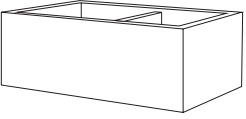
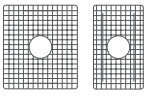
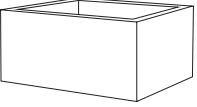

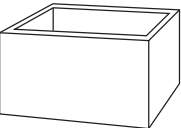

GENERAL INFORMATION




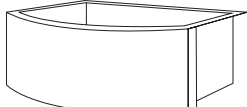

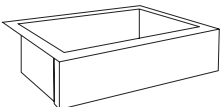

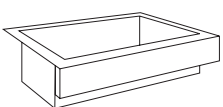
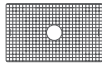
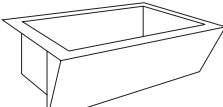
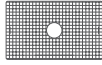
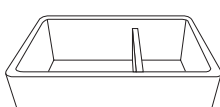
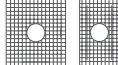
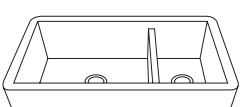

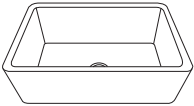
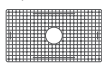
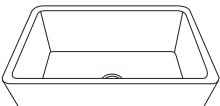
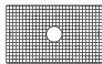
DEALER PORTAL: Our industry leading Dealer Portal offers instant access to inventory, order status updates, shipping quotes, literature requests, RGAs, and more. Discontinued and excess inventory deals are available on the Dealer Portal. Contact mail@nativetrailshome.com for more information or to gain access quickly. nativetrailshome.com/dealer

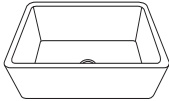

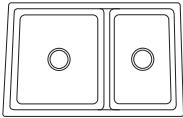

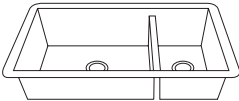

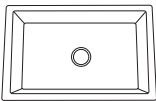

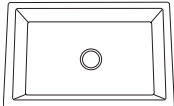



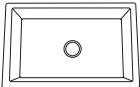



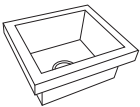
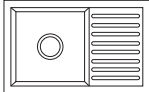



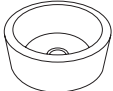
LEAD TIMES: Most orders ship complete within 3 business days. Customer will be notified with an expected date if lead time is extended. Stock status can be easily viewed on the Dealer Portal at any time.


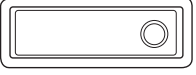







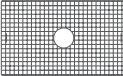

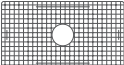

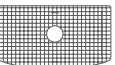

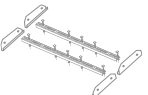

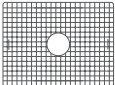
FINISHES AND VARIANCES: Our products' handcrafted nature lends to dimension variances up to 1/2". Finishes may vary in hue, texture and pattern, making each item that we produce a one-of-a-kind piece of functional art. These variances are not considered defects.

UMAP: In order to uphold our superior brand and image, Native Trails maintains a Unilateral Minimum Advertised Price (UMAP) policy. Accordingly, our UMAP indicates 25% less than List Price for kitchen & bath products, with limited and specific exceptions. This policy in no way affects buyer's right to determine actual resale prices. Our detailed UMAP policy is available on the Dealer Portal.

Kitchen Precious Metals	Basin	Recommendations	Item / Finish / Price
	Rendezvous 33" x 19.5" x 10" OD 31" x 17.5" x 9.25" ID Fireclay UPC/cUPC compliant Undermount	<i>LTL</i> Use Bottom Grid GR2715 3.5" Drain: Use DR320 or DR340 UK2547 Undermount Kit 	PMK3320-G 24k Matte Gold - \$3,998 PMK3320-M Gunmetal - \$3,688 PMK3320-P Platinum - \$3,728 PMK3320-S Silver - \$3,398
	Dreamer 30" x 17.75" x 10" OD 28" x 15.75" x 9.25" ID Fireclay UPC/cUPC compliant Undermount	Use Bottom Grid GR2614 3.5" Drain: Use DR320 or DR340 UK2547 Undermount Kit 	PMK3018-G 24k Matte Gold - \$3,098 PMK3018-M Gunmetal - \$2,878 PMK3018-P Platinum - \$2,928 PMK3018-S Silver - \$2,698
	Reveler 15.75" x 15.75" x 7.5" OD 13.25" x 13.25" x 6.75" ID Fireclay UPC/cUPC compliant Undermount	Use Bottom Grid GR934 3.5" Drain: Use DR320 or DR340 UK1426 Undermount Kit 	PMB1515-G 24k Matte Gold - \$2,298 PMB1515-M Gunmetal - \$2,078 PMB1515-P Platinum - \$2,098 PMB1515-S Silver - \$1,998
Kitchen NativeStone®	Basin	Recommendations	Item / Finish / Price
	Farmhouse Quartet 33" x 20.5" x 10.25" OD 30.75" x 18.25" x 9.5" ID NativeStone® Sealed with NativeStone Shield™ UPC/cUPC compliant Undermount <i>May be installed four ways: apron front or standard undermount, curved front or straight</i>	<i>LTL</i> Bottom Grid GR2715 <i>(highly recommended)</i> 3.5" Drain: Use DR320 or DR340 UK2547 Undermount Kit 	NSKQ3320-A Ash - \$2,098 NSKQ3320-C Charcoal - \$2,098 NSKQ3320-E Earth - \$2,098 NSKQ3320-P Pearl - \$2,098 NSKQ3320-S Slate - \$2,098
	Farmhouse 3018 30" x 18" x 10.25" OD 27.75" x 15.75" x 9.5" ID NativeStone® Sealed with NativeStone Shield™ UPC/cUPC compliant Undermount <i>May be installed as apron front or standard undermount</i>	Bottom Grid GR2614 <i>(highly recommended)</i> 3.5" Drain: Use DR320 or DR340 UK2547 Undermount Kit 	NSK3018-A Ash - \$1,998 NSK3018-C Charcoal - \$1,998 NSK3018-E Earth - \$1,998 NSK3018-P Pearl - \$1,998 NSK3018-S Slate - \$1,998
	Farmhouse Double Bowl 33" x 21" x 10.25" OD Large Basin: 17.25" x 18.75" x 9.5" ID Small Basin: 12" x 18.75" x 9.5" ID NativeStone® Sealed with NativeStone Shield™ UPC/cUPC compliant Undermount <i>May be installed as apron front or standard undermount Large basin may be on left or right</i>	<i>LTL</i> Bottom Grid GR1715 & GR1710 <i>(highly recommended)</i> 3.5" Drain: Use DR320 or DR340 UK2547 Undermount Kit 	NSKD3321-A Ash - \$2,198 NSKD3321-C Charcoal - \$2,198 NSKD3321-E Earth - \$2,198 NSKD3321-P Pearl - \$2,198 NSKD3321-S Slate - \$2,198
	Farmhouse 2418 24" x 18" x 10.25" OD 21.75" x 15.75" x 9.5" ID NativeStone® Sealed with NativeStone Shield™ UPC/cUPC compliant Undermount <i>May be installed as apron front or standard undermount</i>	Bottom Grid GR2014 <i>(highly recommended)</i> 3.5" Drain: Use DR320 or DR340 UK1426 Undermount Kit 	NSK2418-A Ash - \$1,598 NSK2418-C Charcoal - \$1,598 NSK2418-E Earth - \$1,598 NSK2418-P Pearl - \$1,598 NSK2418-S Slate - \$1,598
	Ventana 15" x 15" x 8" OD 13" x 13" x 7.25" ID NativeStone® Sealed with NativeStone Shield™ UPC/cUPC compliant Undermount <i>May be installed as apron front or standard undermount</i>	Use Bottom Grid GR934 3.5" Drain: Use DR320 or DR340 UK1426 Undermount Kit 	NSB1515-A Ash - \$798 NSB1515-C Charcoal - \$798 NSB1515-E Earth - \$798 NSB1515-P Pearl - \$798 NSB1515-S Slate - \$798

Kitchen NativeStone®	Basin	Recommendations	Item / Finish / Price
	Olivos 16" x 8" OD 12.5" x 7.25" ID NativeStone® Sealed with NativeStone Shield™ UPC/cUPC compliant Drop-In or Undermount	Use Bottom Grid GR951 3.5" Drain: Use DR320 or DR340 UK1426 Undermount Kit 	NSB1607-A Ash - \$725 NSB1607-C Charcoal - \$725 NSB1607-E Earth - \$725 NSB1607-P Pearl - \$725 NSB1607-S Slate - \$725
	Malibu 14" x 7" OD 11" x 6.25" ID NativeStone® Sealed with NativeStone Shield™ UPC/cUPC compliant Drop-In or Undermount	2" Drain Use DR220 UK1426 Undermount Kit	NSB1407-A Ash - \$665 NSB1407-C Charcoal - \$665 NSB1407-E Earth - \$665 NSB1407-P Pearl - \$665 NSB1407-S Slate - \$665
Kitchen Copper & Nickel	Basin	Recommendations	Item / Finish / Price
	Rhapsody 33" x 20.5" x 10.25" OD 29.25" x 16.75" x 9.75" ID Apron extends 2" on sides 16 Gauge Copper UPC/cUPC compliant Undermount	Use Bottom Grid GR2715 3.5" Drain: Use DR320 or DR340 Optional MetalProtect® - page 5 	CPK295 Antique - \$3,465 CPK595 Brushed Nickel - \$4,798 CPK495 Polished Copper - \$3,578 CPK895 Polished Nickel - \$4,998
	Pinnacle 33" x 22" x 10.5" OD 30" x 18" x 10" ID Apron extends 2" on sides 16 Gauge Copper UPC/cUPC compliant Undermount	Use Bottom Grid GR2917 3.5" Drain: Use DR320 or DR340 Optional MetalProtect® - page 5 	CPK292 Antique - \$3,465 CPK592 Brushed Nickel - \$4,698 CPK492 Polished Copper - \$3,538 CPK892 Polished Nickel - \$4,998
	Paragon 33" x 22" x 10.5" OD (6.5" Apron) 30" x 18" x 10" ID Apron extends 1.5" on sides 16 Gauge Copper UPC/cUPC compliant Undermount	Use Bottom Grid GR2917 3.5" Drain: Use DR320 or DR340 	CPK291 Antique - \$3,198 CPK591 Brushed Nickel - \$4,598
	Zuma 33" x 22" x 10.5" OD 30" x 18.75" x 10" ID Apron extends 2.75" on sides 16 Gauge Copper UPC/cUPC compliant Undermount	Use Bottom Grid GR2917 3.5" Drain: Use DR320 or DR340 	CPK290 Antique - \$3,498 CPK590 Brushed Nickel - \$4,798
	Farmhouse Duet 33" x 22" x 10.5" OD Lg. Basin: 16.75" x 18" x 10" ID Sm. Basin: 11.75" x 18" x 10" ID Apron extends 3" on sides 16 Gauge Copper UPC/cUPC compliant Undermount	Use Bottom Grid GR1715 & GR1710 3.5" Drain: Use DR320 or DR340 	CPK276 Antique - \$3,598 CPK576 Brushed Nickel - \$5,048
	Farmhouse Duet Pro <i>LTL</i> 40" x 22" x 10.5" OD Lg. Basin: 24" x 18" x 10" ID Sm. Basin: 11.75" x 18" x 10" ID Apron extends 3" on sides 16 Gauge Copper UPC/cUPC compliant Undermount	Use Bottom Grid GR2217 & GR1710 3.5" Drain: Use DR320 or DR340 	CPK274 Antique - \$4,998 CPK574 Brushed Nickel - \$6,298
	Farmhouse 30 30" x 18.5" x 10" OD 27" x 15.5" x 9.5" ID Apron extends 3" on sides 16 Gauge Copper UPC/cUPC compliant Undermount	Use Bottom Grid GR2614 3.5" Drain: Use DR320 or DR340 Optional MetalProtect® - page 5 	CPK294 Antique - \$2,898 CPK594 Brushed Nickel - \$4,098 CPK494 Polished Copper - \$2,928 CPK894 Polished Nickel - \$4,398
	Farmhouse 33 33" x 22" x 10.5" OD 30" x 18" x 10" ID Apron extends 3" on sides 16 Gauge Copper UPC/cUPC compliant Undermount	Use Bottom Grid GR2917 3.5" Drain: Use DR320 or DR340 	CPK273 Antique - \$3,295 CPK573 Brushed Nickel - \$4,798

Kitchen Copper & Nickel	Basin	Recommendations	Item / Finish / Price
	Farmhouse 25 25" x 19" x 10" OD 22" x 16" x 9.5" ID Apron extends 3" on sides 16 Gauge Copper UPC/cUPC compliant Undermount	Use Bottom Grid GR2014 3.5" Drain: Use DR320 or DR340 	CPK270 Antique - \$2,665 CPK570 Brushed Nickel - \$3,998
	Cocina Duet 33" x 21" x 10.5" OD Lg. Basin: 16.75" x 18" x 10" ID Sm. Basin: 11.75" x 18" x 10" ID 16 Gauge Copper UPC/cUPC compliant Undermount	Use Bottom Grid GR1715 & GR1710 3.5" Drain: Use DR320 or DR340 	CPK275 Antique - \$3,295 CPK575 Brushed Nickel - \$4,698
	Cocina Duet Pro <i>LTL</i> 40" x 21" x 10.5" OD Lg. Basin: 24" x 18" x 10" ID Sm. Basin: 11.75" x 18" x 10" ID 16 Gauge Copper UPC/cUPC compliant Undermount	Use Bottom Grid GR2217 & GR1710 3.5" Drain: Use DR320 or DR340 	CPK277 Antique - \$4,398 CPK577 Brushed Nickel - \$5,998
	Cocina 30 30" x 18.5" x 10" OD 27" x 15.5" x 9.5" ID 16 Gauge Copper UPC/cUPC compliant Undermount	Use Bottom Grid GR2614 3.5" Drain: Use DR320 or DR340 Optional MetalProtect® - page 5 	CPK293 Antique - \$2,365 CPK593 Brushed Nickel - \$3,398 CPK493 Polished Copper - \$2,395 CPK893 Polished Nickel - \$3,695
	Cocina 33 33" x 21" x 10.5" OD 30" x 18" x 10" ID 16 Gauge Copper UPC/cUPC compliant Undermount	Use Bottom Grid GR2917 3.5" Drain: Use DR320 or DR340 	CPK272 Antique - \$2,665 CPK572 Brushed Nickel - \$3,998
	Cocina 21 21.5" x 16" x 9" OD 19" x 13.5" x 8.5" ID 16 Gauge Copper UPC/cUPC compliant Undermount	Use Bottom Grid GR1813 3.5" Drain: Use DR320 or DR340 Optional MetalProtect® - page 5 	CPK278 Antique - \$1,395 CPK578 Brushed Nickel - \$1,998 CPK478 Polished Copper - \$1,428 CPK878 Polished Nickel - \$2,298
	Cocina 24 24" x 18" x 10.5" OD 21" x 15" x 10" ID 16 Gauge Copper UPC/cUPC compliant Undermount	Use Bottom Grid GR2014 3.5" Drain: Use DR320 or DR340 	CPK279 Antique - \$2,228 CPK579 Brushed Nickel - \$2,998
	Mojito 16" x 7.5" OD 13" x 7" ID 16 Gauge Copper UPC/cUPC compliant Drop-In	Use Bottom Grid GR951 3.5" Drain: Use DR320 or DR340 Optional MetalProtect® - page 5 	CPS216 Antique - \$1,130 CPS516 Brushed Nickel - \$1,395 CPS416 Polished Copper - \$1,185 CPS816 Polished Nickel - \$1,598
	Manhattan 17" x 15" x 7" OD 14" x 12" x 6.5" ID 16 Gauge Copper UPC/cUPC compliant Drop-In	3.5" Drain: Use DR320 or DR340	CPS232 Antique - \$1,465 CPS532 Brushed Nickel - \$2,045
	Cantina Pro 24" x 15" x 7.5" OD Basin: 13" x 13" x 7" ID 17 Gauge Copper UPC/cUPC compliant Undermount	Use Bottom Grid GR934 3.5" Drain: Use DR320 or DR340 	CPS233 Antique - \$1,698 CPS533 Brushed Nickel - \$2,365
	Cantina 15" x 15" x 7.5" OD 13" x 13" x 7" ID 18 Gauge Copper UPC/cUPC compliant Undermount	Use Bottom Grid GR934 3.5" Drain: Use DR320 or DR340 Optional MetalProtect® - page 5 	CPS234 Antique - \$1,135 CPS534 Brushed Nickel - \$1,598 CPS434 Polished Copper - \$1,198 CPS834 Polished Nickel - \$1,698
	Fiesta 19" x 7.5" OD 16" x 7" ID (7.5" Apron) 16 Gauge Copper UPC/cUPC compliant Undermount	3.5" Drain: Use DR320 or DR340	CPS214 Antique - \$1,295 CPS514 Brushed Nickel - \$1,648

Kitchen Copper & Nickel	Basin	Recommendations	Item / Finish / Price
	Cabana 18" x 16" x 7.5" OD 14" x 12" x 7" ID (7.5" Apron) 16 Gauge Copper UPC/cUPC compliant Undermount	3.5" Drain: Use DR320 or DR340	CPS213 Antique - \$1,798 CPS513 Brushed Nickel - \$2,385
	Rio Chico 30" x 11" x 5.5" OD 27" x 8" x 5" ID Basin Depth: 3.5" to 5.5" 16 Gauge Copper UPC/cUPC compliant Drop-In or Undermount	3.5" Drain: Use DR320 or DR340	CPS210 Antique - \$2,098 CPS510 Brushed Nickel - \$2,648
	Redondo Grande 17.75" x 9.5" OD 15.75" x 9" ID 16 Gauge Copper UPC/cUPC compliant Drop-In or Undermount	3.5" Drain: Use DR320 or DR340 Optional MetalProtect® - page 5	CPS251 Antique - \$998 CPS551 Brushed Nickel - \$1,388 CPS451 Polished Copper - \$1,055 CPS851 Polished Nickel - \$1,478
	Redondo Chico 15" x 7.5" OD 13" x 7" ID 16 Gauge Copper UPC/cUPC compliant Drop-In or Undermount	Use Bottom Grid: GR951 3.5" Drain: Use DR320 or DR340 	CPS260 Antique - \$798 CPS560 Brushed Nickel - \$1,098
	Diego 12.5" x 7" OD 11" x 6.5" ID 16 Gauge Copper UPC/cUPC compliant Drop-In or Undermount	2" Drain: Use DR220	CPS235 Antique - \$658 CPS535 Brushed Nickel - \$898
	Rincon 13" x 13" x 6.5" OD 11" x 11" x 6" ID 16 Gauge Copper UPC/cUPC compliant Undermount	2" Drain: Use DR220	CPS247 Antique - \$665 CPS547 Brushed Nickel - \$945
Sink Bottom Grids			
 11" Round Use with: Redondo Chico, Mojito, Olivos GR951-SS Stainless Steel - \$148 GR951-MB Matte Black - \$148	 12" Square Use with: Cantina, Cantina Pro, Ventana, Reveler GR934-SS Stainless Steel - \$178 GR934-MB Matte Black - \$178	 29" X 17.5" Use with: Farmhouse 33, Cocina 33, Paragon, Pinnacle, Zuma GR2917-SS Stainless Steel - \$355 GR2917-MB Matte Black - \$355	 18.5" X 13" Use with: Cocina 21 GR1813-SS Stainless Steel - \$178 GR1813-MB Matte Black - \$178
 25.75" X 14.25" Use with: Farmhouse 3018, Farmhouse 30, Cocina 30, Dreamer GR2614-SS Stainless Steel - \$348 GR2614-MB Matte Black - \$348	 20.5" X 14.5" Use with: Cocina 24, Farmhouse 25, Farmhouse 2418 GR2014-SS Stainless Steel - \$228 GR2014-MB Matte Black - \$228	 28" X 15.25" Use with: Farmhouse Quartet, Rhapsody, Rendezvous GR2715-SS Stainless Steel - \$348 GR2715-MB Matte Black - \$348	 10.25" X 17.25" Use with: Farmhouse Duet Pro, Cocina Duet Pro, Farmhouse Duet, Cocina Duet, Farmhouse Double Bowl <i>Dual Basin - Small Basin</i> GR1710-SS Stainless Steel - \$178 GR1710-MB Matte Black - \$178
Sink Undermount Kit <ul style="list-style-type: none"> Simple, secure method for undermount sinks Highly recommended for NativeStone® and Precious Metals Collection sinks UK1426 26" Sink Undermount Kit - \$99 UK2547 47" Sink Undermount Kit - \$149 	NativeStone Shield™ NativeStone Shield™ is an exclusive, long lasting two part sealer that provides ultimate protection for concrete, making NativeStone exceptionally stain and scratch resistant. <i>Expires within approx. 6 months.</i> SKIT42-NS 4oz - \$79 SKIT82-NS 8oz - \$129	Native Trails MetalProtect® Perfect for polished metal finishes, Native Trails MetalProtect® is an easy-to-apply, long lasting barrier against tarnishing and fingerprints on polished copper and nickel sinks and tubs, providing many months - or even years - of maintenance-free use. SKIT4-C 4oz - \$79 SKIT16-C 16oz - \$199 	 22.75" X 17.25" Use with: Farmhouse Duet Pro, Cocina Duet Pro <i>Dual Basin - Large Basin</i> GR2217-SS Stainless Steel - \$265 GR2217-MB Matte Black - \$265

Kitchen and Bar Strainers



2" JR. STRAINER - DR220

- Bar & Prep
- Features center post with double o-ring construction for tight seal and durability

- DR220-BN** Brushed Nickel - \$132
DR220-MB Matte Black - \$132
DR220-ORB Oil Rubbed Bronze - \$132



3.5" BASKET STRAINER - DR320

- Bar & Prep | Kitchen
- Features center post with double o-ring construction for tight seal and durability
- Coordinates with Disposer Trim




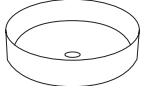




- DR320-BN** Brushed Nickel - \$169
DR320-MB Matte Black - \$169
DR320-ORB Oil Rubbed Bronze - \$169
DR320-WC Weathered Copper - \$169
DR320-BG Brushed Gold - \$192
DR320-PN Polished Nickel - \$192
DR320-PSC Polished Solid Copper - \$222
DR320-SC Solid Copper - \$222


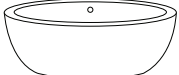

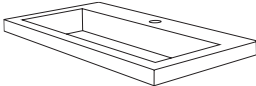
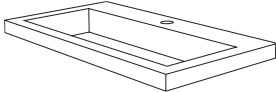
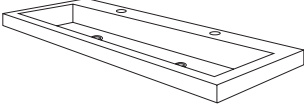








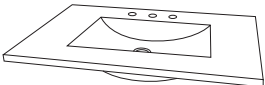
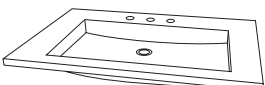
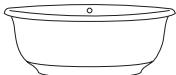
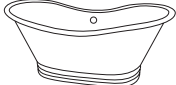

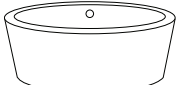
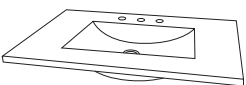
3.5" BASKET STRAINER W/ DISPOSER TRIM - DR340










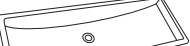





- Bar & Prep | Kitchen
- Features durable o-ring construction for a tight seal
- Coordinates with Basket Strainer
- Fits ISE type disposer units 3 3/8" ID (Insinkerator, Kitchen Aid)

- DR340-BN** Brushed Nickel - \$169
DR340-MB Matte Black - \$169
DR340-ORB Oil Rubbed Bronze - \$169
DR340-WC Weathered Copper - \$169
DR340-BG Brushed Gold - \$192
DR340-PN Polished Nickel - \$192
DR340-PSC Polished Solid Copper - \$222
DR340-SC Solid Copper - \$222

Bath Precious Metals	Basin	Recommendations	Item / Finish / Price
	Bliss 16" x 4.5" OD 15.25" x 4" ID Fireclay UPC/cUPC compliant Vessel	1.5" Drain Use DR120, DR130 or DR150 Vanity Top Cutout: Vessel	PML1616-G 24k Matte Gold - \$2,298 PML1616-M Gunmetal - \$2,178 PML1616-P Platinum - \$2,198 PML1616-S Silver - \$1,988 PML1616-GW 24kMatteGold/White - \$2,098 PML1616-MW Gunmetal/White - \$1,978 PML1616-PW Platinum/White - \$1,998 PML1616-SW Silver/White - \$1,788
	Amara 20" x 14" x 4.75" OD 18" x 12" x 4" ID Fireclay UPC/cUPC compliant Drop-In or Undermount	1.5" Drain Use DR120, DR130 or DR150 Vanity Top Cutout: Rectangle UK1426 Undermount Kit	PML2014-G 24k Matte Gold - \$2,098 PML2014-M Gunmetal - \$1,978 PML2014-P Platinum - \$1,998 PML2014-S Silver - \$1,798
Bath Murano Glass	Basin	Recommendations	Item / Finish / Price
	Amalfi 17.5" x 12" x 6.75" Murano Glass UPC/cUPC compliant Vessel	1.5" Drain Use DR120, DR130 or DR150 Vanity Top Cutout: Vessel	MG1912-AE Abalone - \$1,198 MG1912-BO Bianco - \$1,178 MG1912-SE Shoreline - \$1,198
	Positano 16" x 4.5" Murano Glass UPC/cUPC compliant Vessel	1.5" Drain Use DR120, DR130 or DR150 Vanity Top Cutout: Vessel	MG1616-AE Abalone - \$1,198 MG1616-AS Abyss - \$1,098 MG1616-BO Bianco - \$1,158
	Verona 16.25" x 4.5" Murano Glass UPC/cUPC compliant Vessel	1.5" Drain Use DR120, DR130 or DR150 Vanity Top Cutout: Vessel	MG1717-AE Abalone - \$1,065 MG1717-AS Abyss - \$998 MG1717-BR Beachcomber - \$1,065 MG1717-BO Bianco - \$1,048
	Lido 14.75" x 14.75" x 4" Murano Glass UPC/cUPC compliant Vessel	1.5" Drain Use DR120, DR130 or DR150 Vanity Top Cutout: Vessel	MG1515-AE Abalone - \$1,065 MG1515-AS Abyss - \$998 MG1515-BR Beachcomber - \$1,065 MG1515-SE Shoreline - \$1,065 MG1515-MA Marina - \$1,065 MG1515-SY Seaspray - \$1,065
	Sorrento 20" x 17" x 5.25" Murano Glass UPC/cUPC compliant Vessel	1.5" Drain Use DR120, DR130 or DR150 Vanity Top Cutout: Vessel	MG2017-AE Abalone - \$1,198 MG2017-BR Beachcomber - \$1,198 MG2017-BO Bianco - \$1,158 MG2017-MA Marina - \$1,198 MG2017-SY Seaspray - \$1,198
	Roma 16" x 5" Murano Glass UPC/cUPC compliant Vessel	1.5" Drain Use DR120, DR130 or DR150 Vanity Top Cutout: Vessel	MG1605-MA Marina - \$1,198 MG1605-SY Seaspray - \$1,198

Bath NativeStone®	Basin/Tub	Recommendations	Item / Finish / Price
	Mendocino <i>LTL</i> 66" x 34" x 23" OD 61" x 29" x 21" ID NativeStone® Sealed with NativeStone Shield™ UPC/cUPC compliant	2" Drain: Use DR290	NST6634-A Ash - \$9,990 NST6634-C Charcoal - \$9,990 NST6634-E Earth - \$9,990 NST6634-O Ocean - \$9,990 NST6634-P Pearl - \$9,990 NST6634-S Slate - \$9,990
	Avalon 72 <i>LTL</i> 72" x 36" x 23" OD 66" x 31" x 21" ID NativeStone® Sealed with NativeStone Shield™ UPC/cUPC compliant	2" Drain: Use DR290	NST7236-A Ash - \$10,590 NST7236-C Charcoal - \$10,590 NST7236-E Earth - \$10,590 NST7236-O Ocean - \$10,590 NST7236-P Pearl - \$10,590 NST7236-S Slate - \$10,590
	Avalon 62 <i>LTL</i> 62" x 36" x 21" OD 57" x 31" x 19" ID NativeStone® Sealed with NativeStone Shield™ UPC/cUPC compliant	2" Drain: Use DR290	NST6236-A Ash - \$8,990 NST6236-C Charcoal - \$8,990 NST6236-E Earth - \$8,990 NST6236-O Ocean - \$8,990 NST6236-P Pearl - \$8,990 NST6236-S Slate - \$8,990
	Trough 3019 30" x 19" x 5.5" OD 26" x 12" x 4.75" ID NativeStone® Sealed with NativeStone Shield™ UPC/cUPC compliant Drop-In	1.5" Drain Use DR120, DR130 or DR150 Vanity Top Cutout: Small Trough Choose single faucet hole or no faucet hole	Single Faucet Hole NSL3019-A Ash - \$1,330 NSL3019-C Charcoal - \$1,330 NSL3019-E Earth - \$1,330 NSL3019-O Ocean - \$1,330 NSL3019-P Pearl - \$1,330 NSL3019-S Slate - \$1,330 No Faucet Hole NSL3019-AX Ash - \$1,330 NSL3019-CX Charcoal - \$1,330 NSL3019-EX Earth - \$1,330 NSL3019-OX Ocean - \$1,330 NSL3019-PX Pearl - \$1,330 NSL3019-SX Slate - \$1,330
	Trough 3619 36" x 19" x 5.5" OD 32" x 12" x 4.75" ID NativeStone® Sealed with NativeStone Shield™ UPC/cUPC compliant Drop-In	1.5" Drain Use DR120, DR130 or DR150 Vanity Top Cutout: Large Trough Choose single faucet hole or no faucet hole	Single Faucet Hole NSL3619-A Ash - \$1,498 NSL3619-C Charcoal - \$1,498 NSL3619-E Earth - \$1,498 NSL3619-O Ocean - \$1,498 NSL3619-P Pearl - \$1,498 NSL3619-S Slate - \$1,498 No Faucet Hole NSL3619-AX Ash - \$1,498 NSL3619-CX Charcoal - \$1,498 NSL3619-EX Earth - \$1,498 NSL3619-OX Ocean - \$1,498 NSL3619-PX Pearl - \$1,498 NSL3619-SX Slate - \$1,498
	Trough 4819 <i>LTL</i> 48" x 19" x 5.5" OD 44" x 12" x 4.75" ID NativeStone® Sealed with NativeStone Shield™ UPC/cUPC compliant Drop-In	1.5" Drain Use DR120, DR130 or DR150 Choose two single faucet holes or no faucet holes	Two Single Faucet Holes NSL4819-A Ash - \$2,130 NSL4819-C Charcoal - \$2,130 NSL4819-E Earth - \$2,130 NSL4819-O Ocean - \$2,130 NSL4819-P Pearl - \$2,130 NSL4819-S Slate - \$2,130 No Faucet Hole NSL4819-AX Ash - \$2,130 NSL4819-CX Charcoal - \$2,130 NSL4819-EX Earth - \$2,130 NSL4819-OX Ocean - \$2,130 NSL4819-PX Pearl - \$2,130 NSL4819-SX Slate - \$2,130
	Tolosa 19" x 16" x 4.75" OD 17" x 14" x 4" ID NativeStone® Sealed with NativeStone Shield™ UPC/cUPC compliant Drop-In or Undermount	1.5" Drain Use DR120, DR130 or DR150 Vanity Top Cutout: Classic UK1426 Undermount Kit	NSL1916-A Ash - \$688 NSL1916-C Charcoal - \$688 NSL1916-E Earth - \$688 NSL1916-O Ocean - \$688 NSL1916-P Pearl - \$688 NSL1916-S Slate - \$688
	Nipomo 19.5" x 15" x 4.5" OD 17.5" x 13" x 3.75" ID NativeStone® Sealed with NativeStone Shield™ UPC/cUPC compliant Drop-In, Undermount, or Vessel	1.5" Drain Use DR120, DR130 or DR150 Vanity Top Cutout: Vessel UK1426 Undermount Kit	NSL1915-A Ash - \$768 NSL1915-C Charcoal - \$768 NSL1915-E Earth - \$768 NSL1915-O Ocean - \$768 NSL1915-P Pearl - \$768 NSL1915-S Slate - \$768


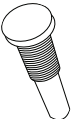
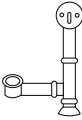
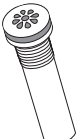
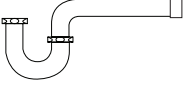
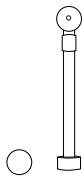
Bath NativeStone®	Basin	Recommendations	Item / Finish / Price
	Cuyama 21" x 15" x 5" OD 16" x 12" x 4.25" ID NativeStone® Sealed with NativeStone Shield™ UPC/cUPC compliant Drop-In	1.5" Drain Use DR120, DR130 or DR150 Vanity Top Cutout: Classic	NSL2115-A Ash - \$688 NSL2115-C Charcoal - \$688 NSL2115-E Earth - \$688 NSL2115-O Ocean - \$688 NSL2115-P Pearl - \$688 NSL2115-S Slate - \$688
	Montecito 21.5" x 15.5" x 5.25" OD 18" x 12" x 4.5" ID NativeStone® Sealed with NativeStone Shield™ UPC/cUPC compliant Drop-In	1.5" Drain Use DR120, DR130 or DR150	NSL2216-A Ash - \$688 NSL2216-C Charcoal - \$688 NSL2216-E Earth - \$688 NSL2216-O Ocean - \$688 NSL2216-P Pearl - \$688 NSL2216-S Slate - \$688
	Morro 17" x 5" OD 14" x 4.25" ID NativeStone® Sealed with NativeStone Shield™ UPC/cUPC compliant Vessel	1.5" Drain Use DR120, DR130 or DR150 Vanity Top Cutout: Vessel	NSL1705-A Ash - \$688 NSL1705-C Charcoal - \$688 NSL1705-E Earth - \$688 NSL1705-O Ocean - \$688 NSL1705-P Pearl - \$688 NSL1705-S Slate - \$688
	Cabrillo 20.75" x 14.75" x 5" OD 18" x 12" x 4.25" ID NativeStone® Sealed with NativeStone Shield™ UPC/cUPC compliant Undermount	1.5" Drain Use DR120, DR130 or DR150 Vanity Top Cutout: Rectangle UK1426 Undermount Kit	NSL2014-A Ash - \$688 NSL2014-C Charcoal - \$688 NSL2014-E Earth - \$688 NSL2014-O Ocean - \$688 NSL2014-P Pearl - \$688 NSL2014-S Slate - \$688
	Palomar Vanity Top <i>LTL</i> 30" Vanity Top (30.5" x 21.75" x 5.25") 36" Vanity Top (36.5" x 21.75" x 5.25") 48" Vanity Top (48.5" x 21.75" x 5.25") Basin: 18" x 12.5" x 4.5" NativeStone® Sealed with NativeStone Shield™ UPC/cUPC compliant Vanity top thickness 1.5" Recommendations 1.5" Drain Use DR120, DR130 or DR150 Pre-drilled for 8" faucet spread or single faucet hole	8" Faucet Spread NSVNT30-A 30" Ash - \$1,330 NSVNT30-C 30" Charcoal - \$1,330 NSVNT30-E 30" Earth - \$1,330 NSVNT30-P 30" Pearl - \$1,330 NSVNT30-S 30" Slate - \$1,330 NSVNT36-A 36" Ash - \$1,460 NSVNT36-C 36" Charcoal - \$1,460 NSVNT36-E 36" Earth - \$1,460 NSVNT36-P 36" Pearl - \$1,460 NSVNT36-S 36" Slate - \$1,460 NSVNT48-A 48" Ash - \$1,798 NSVNT48-C 48" Charcoal - \$1,798 NSVNT48-E 48" Earth - \$1,798 NSVNT48-P 48" Pearl - \$1,798 NSVNT48-S 48" Slate - \$1,798	Single Faucet Hole NSVNT30-A1 30" Ash - \$1,330 NSVNT30-C1 30" Charcoal - \$1,330 NSVNT30-E1 30" Earth - \$1,330 NSVNT30-P1 30" Pearl - \$1,330 NSVNT30-S1 30" Slate - \$1,330 NSVNT36-A1 36" Ash - \$1,460 NSVNT36-C1 36" Charcoal - \$1,460 NSVNT36-E1 36" Earth - \$1,460 NSVNT36-P1 36" Pearl - \$1,460 NSVNT36-S1 36" Slate - \$1,460 NSVNT48-A1 48" Ash - \$1,798 NSVNT48-C1 48" Charcoal - \$1,798 NSVNT48-E1 48" Earth - \$1,798 NSVNT48-P1 48" Pearl - \$1,798 NSVNT48-S1 48" Slate - \$1,798
	Capistrano Vanity Top <i>LTL</i> 36" Vanity Top (36.5" x 21.75" x 5.5") Basin: 27" x 12" x 4.75" 48" Vanity Top (48.5" x 21.75" x 5.5") Basin: 37" x 12" x 4.75" NativeStone® Sealed with NativeStone Shield™ UPC/cUPC compliant Vanity top thickness 1.5" Recommendations 1.5" Drain Use DR120, DR130 or DR150 Pre-drilled for 8" faucet spread or single faucet hole	8" Faucet Spread NSVT36-A 36" Ash - \$1,865 NSVT36-C 36" Charcoal - \$1,865 NSVT36-E 36" Earth - \$1,865 NSVT36-P 36" Pearl - \$1,865 NSVT36-S 36" Slate - \$1,865 NSVT48-A 48" Ash - \$2,098 NSVT48-C 48" Charcoal - \$2,098 NSVT48-E 48" Earth - \$2,098 NSVT48-P 48" Pearl - \$2,098 NSVT48-S 48" Slate - \$2,098	Single Faucet Hole NSVT36-A1 36" Ash - \$1,865 NSVT36-C1 36" Charcoal - \$1,865 NSVT36-E1 36" Earth - \$1,865 NSVT36-P1 36" Pearl - \$1,865 NSVT36-S1 36" Slate - \$1,865 NSVT48-A1 48" Ash - \$2,098 NSVT48-C1 48" Charcoal - \$2,098 NSVT48-E1 48" Earth - \$2,098 NSVT48-P1 48" Pearl - \$2,098 NSVT48-S1 48" Slate - \$2,098
Bath Copper & Nickel	Basin/Tub	Recommendations	Item / Finish / Price
	Santorini <i>LTL</i> 66" x 32.5" x 24" OD 63" x 29.5" x 19.5" ID 16 Gauge Copper UPC/cUPC compliant	2" Drain Use DR290 Optional MetalProtect® - page 5	CPS942 Antique - \$12,390 CPS945 Brushed Nickel - \$18,990 CPS944 Polished Copper - \$12,490
	72" Aurora <i>LTL</i> 72" x 32" x 32" OD 67" x 27" x 26.25" ID 16 Gauge Copper UPC/cUPC compliant	2" Drain Use DR280	CPS902 Antique - \$11,490 CPS905 Brushed Nickel - \$19,965
	60" Aurora <i>LTL</i> 60" x 29" x 30" OD 55" x 24" x 24" ID 16 Gauge Copper UPC/cUPC compliant	2" Drain Use DR280	CPS912 Antique - \$10,390
	Aspen <i>LTL</i> 64" x 36" x 24" OD 57" x 29" x 21" ID 16 Gauge Copper UPC/cUPC compliant	2" Drain Use DR280	CPS802 Antique - \$17,950
	Cozumel Vanity Top 30" Vanity Top (30.5" x 21.75" x 4.5") 36" Vanity Top (36.5" x 21.75" x 4.5") Basin: 18" x 12.5" x 4" Vanity top thickness 1.25" 16 Gauge Copper	1.5" Drain Use DR120, DR130 or DR150 Pre-drilled for 8" faucet spread	VNT3022 30" Antique - \$2,185 VNT3055 30" Brushed Nickel - \$2,995 VNT3622 36" Antique - \$2,498 VNT3655 36" Brushed Nickel - \$3,595

Bath Copper & Nickel	Basin	Recommendations	Item / Finish / Price
	Maestro Sonata 17" x 4.5" OD 16.75" x 4.25" ID 15 Gauge Copper UPC/cUPC compliant Vessel	1.5" Drain Use DR120, DR130 or DR150 Vanity Top Cutout: Vessel	CPS284 Antique - \$995 CPS384 Tempered - \$995 CPS584 Brushed Nickel - \$1,298
	Maestro Sonata Petit 14.5" x 3.75" OD 14.25" x 3.5" ID 15 Gauge Copper UPC/cUPC compliant Vessel	1.5" Drain Use DR120, DR130 or DR150 Vanity Top Cutout: Vessel	CPS283 Antique - \$865 CPS383 Tempered - \$865 CPS583 Brushed Nickel - \$1,098
	Maestro Round 16" x 6.5" OD 15.75" x 6.25" ID 15 Gauge Copper UPC/cUPC compliant Vessel	1.5" Drain Use DR120, DR130 or DR150 Vanity Top Cutout: Vessel Optional MetalProtect® - page 5	CPS263 Antique - \$998 CPS363 Tempered - \$998 CPS563 Brushed Nickel - \$1,298 CPS463 Polished Copper - \$1,028 CPS563 Polished Nickel - \$1,398
	Maestro Petit 12.5" x 5.75" OD 12.25" x 5.5" ID 15 Gauge Copper UPC/cUPC compliant Vessel	1.5" Drain Use DR120, DR130 or DR150 Vanity Top Cutout: Vessel	CPS266 Antique - \$798 CPS366 Tempered - \$798 CPS566 Brushed Nickel - \$1,058
	Maestro Bajo 16.25" x 4.75" OD 16" x 4.5" ID 15 Gauge Copper UPC/cUPC compliant Vessel	1.5" Drain Use DR120, DR130 or DR150 Vanity Top Cutout: Vessel	CPS271 Antique - \$930 CPS371 Tempered - \$930 CPS571 Brushed Nickel - \$1,230
	Maestro Oval 17.25" x 13.25" x 6" OD 17" x 13" x 5.75" ID 15 Gauge Copper UPC/cUPC compliant Vessel	1.5" Drain Use DR120, DR130 or DR150 Vanity Top Cutout: Vessel	CPS269 Antique - \$995 CPS369 Tempered - \$995 CPS569 Brushed Nickel - \$1,265
	Maestro Lotus 18" x 15" x 5" OD 16" x 13" x 4.5" ID 15 Gauge Copper UPC/cUPC compliant Drop-In	1.5" Drain Use DR120, DR130 or DR150 Vanity Top Cutout: Classic	CPS286 Antique - \$995 CPS386 Tempered - \$995 CPS586 Brushed Nickel - \$1,265
	Trough 48 48" x 14" x 6" OD 46" x 12" x 5.5" ID 16 Gauge Copper UPC/cUPC compliant Drop-In or Undermount	1.5" Drain Use DR120, DR130 or DR150 Optional MetalProtect® - page 5	CPS208 Antique - \$2,898 CPS508 Brushed Nickel - \$3,798 CPS408 Polished Copper - \$2,998 CPS808 Polished Nickel - \$4,195
	Trough 30 30" x 14" x 6" OD 28" x 12" x 5.5" ID 16 Gauge Copper UPC/cUPC compliant Drop-In or Undermount	1.5" Drain Use DR120, DR130 or DR150 Optional MetalProtect® - page 5	CPS200 Antique - \$1,998 CPS500 Brushed Nickel - \$2,530 CPS400 Polished Copper - \$2,048 CPS800 Polished Nickel - \$2,715
	Trough 36 36" x 14" x 6" OD 34" x 12" x 5.5" ID 16 Gauge Copper UPC/cUPC compliant Drop-In or Undermount	1.5" Drain Use DR120, DR130 or DR150	CPS206 Antique - \$2,265 CPS506 Brushed Nickel - \$3,060
	Laguna 16" x 5" OD 13" x 4.75" ID 16 Gauge Copper UPC/cUPC compliant Vessel	1.5" Drain Use DR120, DR130 or DR150 Vanity Top Cutout: Vessel	CPS255 Antique - \$1,298 CPS555 Brushed Nickel - \$1,798
	Kohani 20" x 15" x 4" OD 20" x 15" x 3.5" ID 16 Gauge Copper UPC/cUPC compliant Vessel	1.5" Drain Use DR120, DR130 or DR150 Vanity Top Cutout: Vessel Optional MetalProtect® - page 5	CPS257 Antique - \$1,498 CPS557 Brushed Nickel - \$1,998 CPS457 Polished Copper - \$1,348 CPS857 Polished Nickel - \$2,198
	Tatra 20" x 16" x 4.5" OD 17" x 13" x 4" ID 16 Gauge Copper UPC/cUPC compliant Drop-In	1.5" Drain Use DR120, DR130 or DR150 Optional MetalProtect® - page 5	CPS246 Antique - \$1,465 CPS546 Brushed Nickel - \$1,998 CPS446 Polished Copper - \$1,498 CPS846 Polished Nickel - \$2,098
	Hibiscus 21" x 14.5" x 5" OD 17" x 12" x 4.5" ID 18 Gauge Copper UPC/cUPC compliant Drop-In	1.5" Drain Use DR120, DR130 or DR150 Vanity Top Cutout: Classic	CPS243 Antique - \$998 CPS543 Brushed Nickel - \$1,328
	Hana 20" x 13" x 5" OD 16" x 11" x 4.5" ID 17 Gauge Copper UPC/cUPC compliant Drop-In	1.5" Drain Use DR120, DR130 or DR150 Vanity Top Cutout: Rectangle	CPS242 Antique - \$1,198 CPS542 Brushed Nickel - \$1,498

Bath Copper & Nickel	Basin	Recommendations	Item / Finish / Price
	Cameo 17" x 13.25" x 7.5" OD 15.25" x 11.5" x 7" ID 16 Gauge Copper UPC/cUPC compliant Drop-In or Undermount	1.5" Drain Use DR120, DR130 or DR150	CPS248 Antique - \$798 CPS548 Brushed Nickel - \$1,098
	Paloma 13.75" x 6" OD 12" x 5.5" ID 16 Gauge Copper UPC/cUPC compliant Drop-In or Undermount	1.5" Drain Use DR120, DR130 or DR150	CPS259 Antique - \$665 CPS559 Brushed Nickel - \$930
	Avila 21" x 15" x 4.5" OD 18" x 12" x 4" ID 16 Gauge Copper UPC/cUPC compliant Undermount	1.5" Drain Use DR120, DR130 or DR150 Vanity Top Cutout: Rectangle Optional MetalProtect® - page 5	CPS245 Antique - \$1,098 CPS545 Brushed Nickel - \$1,498 CPS445 Polished Copper - \$1,145 CPS845 Polished Nickel - \$1,575
	Classic 19" x 16" x 5.5" OD 17" x 14" x 5" ID 18 Gauge Copper UPC/cUPC compliant Undermount	1.5" Drain Use DR120, DR130 or DR150 Vanity Top Cutout: Classic Optional MetalProtect® - page 5	CPS268 Antique - \$765 CPS568 Brushed Nickel - \$1,098 CPS468 Polished Copper - \$778 CPS868 Polished Nickel - \$1,185
	Baby Classic 15.75" x 12" x 5" OD 13.5" x 10" x 4.5" ID 18 Gauge Copper UPC/cUPC compliant Undermount	1.5" Drain Use DR120, DR130 or DR150 Vanity Top Cutout: Baby Classic Optional MetalProtect® - page 5	CPS238 Antique - \$665 CPS538 Brushed Nickel - \$930 CPS438 Polished Copper - \$678 CPS838 Polished Nickel - \$998
	Rolled Classic 18.5" x 15.5" x 5.5" OD 16.75" x 13.75" x 5" ID 18 Gauge Copper UPC/cUPC compliant Drop-In	1.5" Drain Use DR120, DR130 or DR150 Vanity Top Cutout: Classic	CPS240 Antique - \$778 CPS540 Brushed Nickel - \$1,098
	Rolled Baby Classic 15.5" x 12" x 5" OD 13.5" x 10" x 4.5" ID 18 Gauge Copper UPC/cUPC compliant Drop-In	1.5" Drain Use DR120, DR130 or DR150	CPS239 Antique - \$665 CPS539 Brushed Nickel - \$930

Bath Drains & Traps

Undermount Kits and Sealers – See page 5

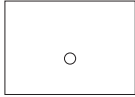
 <p>1.5" DOME DRAIN - DR120</p> <ul style="list-style-type: none"> Elegantly covers entire drain area of basin Dome does not seal water in bowl; it is designed for basins without overflows Maximum threading for easy installation All exposed parts plated UPC/cUPC compliant <p>DR120-CH Chrome - \$198 DR120-BN Brushed Nickel - \$265 DR120-MB Matte Black - \$265 DR120-ORB Oil Rubbed Bronze - \$265 DR120-WC Weathered Copper - \$265 DR120-BG Brushed Gold - \$285 DR120-PC Polished Copper - \$285 DR120-PN Polished Nickel - \$285</p>	 <p>1.5" PUSH TO SEAL DOME DRAIN - DR130</p> <ul style="list-style-type: none"> Elegantly covers entire drain area of basin Push to seal, push again to release Compression seal closes drain completely Maximum threading for easy installation All exposed parts plated UPC/cUPC compliant <p>DR130-CH Chrome - \$198 DR130-BN Brushed Nickel - \$238 DR130-MB Matte Black - \$238 DR130-ORB Oil Rubbed Bronze - \$238 DR130-WC Weathered Copper - \$238 DR130-BG Brushed Gold - \$258 DR130-PN Polished Nickel - \$258</p>	 <p>TRIP LEVER BATH WASTE & OVERFLOW - DR280</p> <ul style="list-style-type: none"> Use for Aurora Features brass waste shoe with extended tube Fully plated for exposed plumbing <p>DR280-BN Brushed Nickel - \$995 DR280-ORB Oil Rubbed Bronze - \$995</p>
 <p>1.5" TEARDROP DRAIN - DR150</p> <ul style="list-style-type: none"> 9 hole lavatory drain with maximum threading for easy installation All exposed parts plated UPC/cUPC compliant <p>DR150-CH Chrome - \$120 DR150-BN Brushed Nickel - \$158 DR150-MB Matte Black - \$158 DR150-ORB Oil Rubbed Bronze - \$158 DR150-WC Weathered Copper - \$158 DR150-PN Polished Nickel - \$178</p>	 <p>DECORATIVE P-TRAP - DR560</p> <ul style="list-style-type: none"> An elegant, fully plated P-Trap perfect for exposed plumbing 15.5" assembly in heavy 17 gauge brass Includes Wall Flange <p>DR560-BN Brushed Nickel - \$345 DR560-MB Matte Black - \$345 DR560-ORB Oil Rubbed Bronze - \$345</p>	 <p>PUSH TO SEAL BATH WASTE & OVERFLOW - DR290</p> <ul style="list-style-type: none"> Use for Santorini and thick walled tubs (Avalon, Mendocino) Fully plated for exposed plumbing For use with sub-floor tub waste connection Features pivoting head for snug fit <p>DR290-CH Chrome - \$698 DR290-BN Brushed Nickel - \$828 DR290-MB Matte Black - \$828 DR290-ORB Oil Rubbed Bronze - \$828 DR290-BG Brushed Gold - \$895 DR290-PC Polished Copper - \$895 DR290-PN Polished Nickel - \$895</p>

Vanity Tops

Vanity Tops are available in all five NativeStone® finishes, as well as Italian Carrara Marble. Choose from four cutout options and various faucet hole configurations.

All NativeStone Vanity Tops are 1.18" thick and sealed with NativeStone Shield™. All Carrara tops are .75" thick.

VESSEL *no faucet hole*



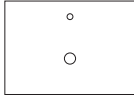
This configuration works with most vessel sinks

- NSV30-AV** 30" NativeStone Ash (30.5" x 21.75") - \$798
- NSV30-CV** 30" NativeStone Charcoal (30.5" x 21.75") - \$798
- NSV30-EV** 30" NativeStone Earth (30.5" x 21.75") - \$798
- NSV30-PV** 30" NativeStone Pearl (30.5" x 21.75") - \$798
- NSV30-SV** 30" NativeStone Slate (30.5" x 21.75") - \$798
- VNT30-CV** 30" Carrara Marble (31" x 22") - \$1,048

- NSV36-AV** 36" NativeStone Ash (36.5" x 21.75") - \$925
- NSV36-CV** 36" NativeStone Charcoal (36.5" x 21.75") - \$925
- NSV36-EV** 36" NativeStone Earth (36.5" x 21.75") - \$925
- NSV36-PV** 36" NativeStone Pearl (36.5" x 21.75") - \$925
- NSV36-SV** 36" NativeStone Slate (36.5" x 21.75") - \$925
- VNT36-CV** 36" Carrara Marble (37" x 22") - \$1,188

- NSV48-AV** 48" NativeStone Ash (48.5" x 21.75") - \$1,165
- NSV48-CV** 48" NativeStone Charcoal (48.5" x 21.75") - \$1,165
- NSV48-EV** 48" NativeStone Earth (48.5" x 21.75") - \$1,165
- NSV48-PV** 48" NativeStone Pearl (48.5" x 21.75") - \$1,165
- NSV48-SV** 48" NativeStone Slate (48.5" x 21.75") - \$1,165
- VNT48-CV** 48" Carrara Marble (49" x 22") - \$1,525

VESSEL *single faucet hole*



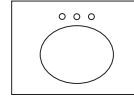
This configuration works with most vessel sinks

- NSV30-AV1** 30" NativeStone Ash (30.5" x 21.75") - \$798
- NSV30-CV1** 30" NativeStone Charcoal (30.5" x 21.75") - \$798
- NSV30-EV1** 30" NativeStone Earth (30.5" x 21.75") - \$798
- NSV30-PV1** 30" NativeStone Pearl (30.5" x 21.75") - \$798
- NSV30-SV1** 30" NativeStone Slate (30.5" x 21.75") - \$798
- VNT30-CV1** 30" Carrara Marble (31" x 22") - \$1,048

- NSV36-AV1** 36" NativeStone Ash (36.5" x 21.75") - \$925
- NSV36-CV1** 36" NativeStone Charcoal (36.5" x 21.75") - \$925
- NSV36-EV1** 36" NativeStone Earth (36.5" x 21.75") - \$925
- NSV36-PV1** 36" NativeStone Pearl (36.5" x 21.75") - \$925
- NSV36-SV1** 36" NativeStone Slate (36.5" x 21.75") - \$925
- VNT36-CV1** 36" Carrara Marble (37" x 22") - \$1,188

- NSV48-AV1** 48" NativeStone Ash (48.5" x 21.75") - \$1,165
- NSV48-CV1** 48" NativeStone Charcoal (48.5" x 21.75") - \$1,165
- NSV48-EV1** 48" NativeStone Earth (48.5" x 21.75") - \$1,165
- NSV48-PV1** 48" NativeStone Pearl (48.5" x 21.75") - \$1,165
- NSV48-SV1** 48" NativeStone Slate (48.5" x 21.75") - \$1,165
- VNT48-CV1** 48" Carrara Marble (49" x 22") - \$1,525

CLASSIC *8" widespread cutout*



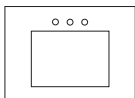
This configuration works with Classic, Rolled Classic, Cuyama, Hibiscus, Tolosa and Maestro Lotus

- NSV30-AO** 30" NativeStone Ash (30.5" x 21.75") - \$798
- NSV30-CO** 30" NativeStone Charcoal (30.5" x 21.75") - \$798
- NSV30-EO** 30" NativeStone Earth (30.5" x 21.75") - \$798
- NSV30-PO** 30" NativeStone Pearl (30.5" x 21.75") - \$798
- NSV30-SO** 30" NativeStone Slate (30.5" x 21.75") - \$798
- VNT30-CO** 30" Carrara Marble (31" x 22") - \$1,048

- NSV36-AO** 36" NativeStone Ash (36.5" x 21.75") - \$925
- NSV36-CO** 36" NativeStone Charcoal (36.5" x 21.75") - \$925
- NSV36-EO** 36" NativeStone Earth (36.5" x 21.75") - \$925
- NSV36-PO** 36" NativeStone Pearl (36.5" x 21.75") - \$925
- NSV36-SO** 36" NativeStone Slate (36.5" x 21.75") - \$925
- VNT36-CO** 36" Carrara Marble (37" x 22") - \$1,188

- NSV48-AO** 48" NativeStone Ash (48.5" x 21.75") - \$1,165
- NSV48-CO** 48" NativeStone Charcoal (48.5" x 21.75") - \$1,165
- NSV48-EO** 48" NativeStone Earth (48.5" x 21.75") - \$1,165
- NSV48-PO** 48" NativeStone Pearl (48.5" x 21.75") - \$1,165
- NSV48-SO** 48" NativeStone Slate (48.5" x 21.75") - \$1,165
- VNT48-CO** 48" Carrara Marble (49" x 22") - \$1,525

RECTANGLE *8" widespread cutout*



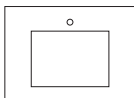
This configuration works with Hana, Avila, Cabrillo, and Amara

- NSV30-AR** 30" NativeStone Ash (30.5" x 21.75") - \$798
- NSV30-CR** 30" NativeStone Charcoal (30.5" x 21.75") - \$798
- NSV30-ER** 30" NativeStone Earth (30.5" x 21.75") - \$798
- NSV30-PR** 30" NativeStone Pearl (30.5" x 21.75") - \$798
- NSV30-SR** 30" NativeStone Slate (30.5" x 21.75") - \$798
- VNT30-CR** 30" Carrara Marble (31" x 22") - \$1,048

- NSV36-AR** 36" NativeStone Ash (36.5" x 21.75") - \$925
- NSV36-CR** 36" NativeStone Charcoal (36.5" x 21.75") - \$925
- NSV36-ER** 36" NativeStone Earth (36.5" x 21.75") - \$925
- NSV36-PR** 36" NativeStone Pearl (36.5" x 21.75") - \$925
- NSV36-SR** 36" NativeStone Slate (36.5" x 21.75") - \$925
- VNT36-CR** 36" Carrara Marble (37" x 22") - \$1,188

- NSV48-AR** 48" NativeStone Ash (48.5" x 21.75") - \$1,165
- NSV48-CR** 48" NativeStone Charcoal (48.5" x 21.75") - \$1,165
- NSV48-ER** 48" NativeStone Earth (48.5" x 21.75") - \$1,165
- NSV48-PR** 48" NativeStone Pearl (48.5" x 21.75") - \$1,165
- NSV48-SR** 48" NativeStone Slate (48.5" x 21.75") - \$1,165
- VNT48-CR** 48" Carrara Marble (49" x 22") - \$1,525

RECTANGLE *single faucet hole*



This configuration works with Hana, Avila, Cabrillo, and Amara

- NSV30-AR1** 30" NativeStone Ash (30.5" x 21.75") - \$798
- NSV30-CR1** 30" NativeStone Charcoal (30.5" x 21.75") - \$798
- NSV30-ER1** 30" NativeStone Earth (30.5" x 21.75") - \$798
- NSV30-PR1** 30" NativeStone Pearl (30.5" x 21.75") - \$798
- NSV30-SR1** 30" NativeStone Slate (30.5" x 21.75") - \$798
- VNT30-CR1** 30" Carrara Marble (31" x 22") - \$1,048

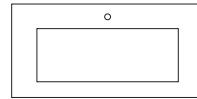
- NSV36-AR1** 36" NativeStone Ash (36.5" x 21.75") - \$925
- NSV36-CR1** 36" NativeStone Charcoal (36.5" x 21.75") - \$925
- NSV36-ER1** 36" NativeStone Earth (36.5" x 21.75") - \$925
- NSV36-PR1** 36" NativeStone Pearl (36.5" x 21.75") - \$925
- NSV36-SR1** 36" NativeStone Slate (36.5" x 21.75") - \$925
- VNT36-CR1** 36" Carrara Marble (37" x 22") - \$1,188

- NSV48-AR1** 48" NativeStone Ash (48.5" x 21.75") - \$1,165
- NSV48-CR1** 48" NativeStone Charcoal (48.5" x 21.75") - \$1,165
- NSV48-ER1** 48" NativeStone Earth (48.5" x 21.75") - \$1,165
- NSV48-PR1** 48" NativeStone Pearl (48.5" x 21.75") - \$1,165
- NSV48-SR1** 48" NativeStone Slate (48.5" x 21.75") - \$1,165
- VNT48-CR1** 48" Carrara Marble (49" x 22") - \$1,525

LARGE TROUGH *Drop-In only*

This configuration works with NativeStone Trough 3619 with either single or no faucet holes

Total deck thickness is 3.25" with sink and top; choose faucet accordingly.

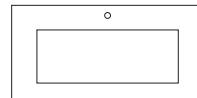


- NSV48-AT** 48" NativeStone Ash (48.5" x 21.75") - \$1,165
- NSV48-CT** 48" NativeStone Charcoal (48.5" x 21.75") - \$1,165
- NSV48-ET** 48" NativeStone Earth (48.5" x 21.75") - \$1,165
- NSV48-PT** 48" NativeStone Pearl (48.5" x 21.75") - \$1,165
- NSV48-ST** 48" NativeStone Slate (48.5" x 21.75") - \$1,165
- VNT48-CT** 48" Carrara Marble (49" x 22") - \$1,525

SMALL TROUGH *Drop-In only*

This configuration works with NativeStone Trough 3019 with either single or no faucet holes

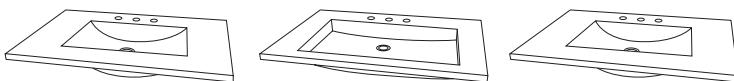
Total deck thickness is 3.25" with sink and top; choose faucet accordingly.



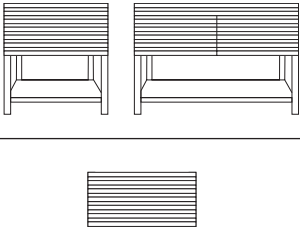
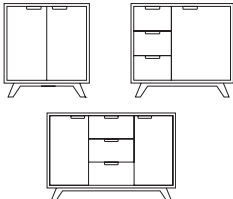
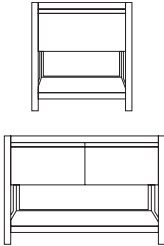
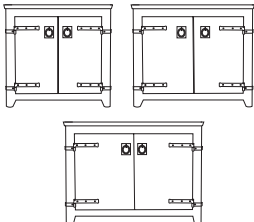

- NSV36-AT** 36" NativeStone Ash (36.5" x 21.75") - \$925
- NSV36-CT** 36" NativeStone Charcoal (36.5" x 21.75") - \$925
- NSV36-ET** 36" NativeStone Earth (36.5" x 21.75") - \$925
- NSV36-PT** 36" NativeStone Pearl (36.5" x 21.75") - \$925
- NSV36-ST** 36" NativeStone Slate (36.5" x 21.75") - \$925
- VNT36-CT** 36" Carrara Marble (37" x 22") - \$1,188

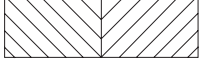
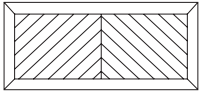

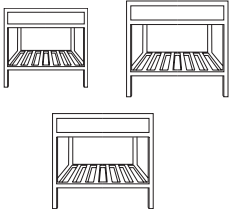

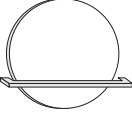


CARRARA MARBLE BACKSPLASH



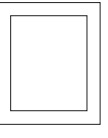

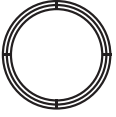
- VNTB306** 30" Carrara Marble Backsplash (31" x 4" x .75") - \$265
- VNTB366** 36" Carrara Marble Backsplash (37" x 4" x .75") - \$345
- VNTB486** 48" Carrara Marble Backsplash (49" x 4" x .75") - \$478



- PALOMAR VANITY TOP** - See NativeStone Bath, page 8
- CAPISTRANO VANITY TOP** - See NativeStone Bath, page 8
- COZUMEL VANITY TOP** - See Copper and Nickel Bath, page 8

Bath Furniture	Recommendations	Item / Finish / Price
<p>Winemaker Series</p>  <p>Winemaker Vanity (30" & 48")w x 21.5"d x 33"h Reclaimed wine-infused oak staves Full extension, soft-close drawers Black steel legs</p> <p>Winemaker Floating Vanity 29.5" w x 18.75"d x 14.75"h Reclaimed wine-infused oak staves Full-extension, soft-close drawer <i>Trough sink sold separately</i></p>	<p><i>LTL</i> Combine with Native Trails vanity top, sink, and drain</p> <p>Combine with any Native Trails sink less than 7" deep</p> <p><i>LTL</i> Combine with any Native Trails bath drain</p> <p>Combines with NativeStone Trough sink NSL3019 - page 7</p>	<p>VNM301 30" Cask Oak - \$2,375 VNM308 30" Charred Oak - \$2,375</p> <p>VNM481 48" Cask Oak - \$3,395 VNM488 48" Charred Oak - \$3,395</p> <p>VNM201 Cask Oak - \$1,685 VNM208 Charred Oak - \$1,685</p>
<p>Topanga Series</p>  <p>Topanga Vanity (30", 36", 48")w x 21.5"d x 33"h Solid, FSC certified walnut Full-extension, soft-close drawers Soft-close doors</p> <p>Topanga Floating Vanity 35.5" w x 18.75"d x 16"h Solid, FSC certified walnut Full-extension, soft-close drawer <i>Trough sink sold separately</i></p>	<p><i>LTL</i> Combine with Native Trails vanity top, sink, and drain</p> <p>Combine with any Native Trails sink less than 7" deep</p> <p><i>LTL</i> Combine with any Native Trails bath drain</p> <p>Combines with NativeStone Trough sink NSL3619 - page 7</p>	<p>VNA301 30" - \$3,195 VNA361 36" - \$4,345 VNA481 48" - \$5,500</p> <p>VNA201 - \$2,590</p>
<p>Solace Collection</p>  <p>Solace Vanity (30" & 48")w x 21.5"d x 33"h Solid, FSC certified oak NativeStone® shelf Full-extension, soft-close drawers</p>	<p><i>LTL</i> Combine with Native Trails vanity top, sink, and drain</p>	<p>VNO301-A 30" Sunrise Oak - \$2,350 VNO308-A 30" Midnight Oak - \$2,350 <i>with Ash shelf</i></p> <p>VNO301-P 30" Sunrise Oak - \$2,350 VNO308-P 30" Midnight Oak - \$2,350 <i>with Pearl shelf</i></p> <p>VNO481-A 48" Sunrise Oak - \$3,495 VNO488-A 48" Midnight Oak - \$3,495 <i>with Ash shelf</i></p> <p>VNO481-P 48" Sunrise Oak - \$3,495 VNO488-P 48" Midnight Oak - \$3,495 <i>with Pearl shelf</i></p>
<p>Americana Collection</p>  <p>Americana Vanity (30", 36", 48")w x 21.5"d x 33"h Reclaimed wood</p>	<p><i>LTL</i> Combine with Native Trails vanity top, sink, and drain</p>	<p>VNB300 30" Whitewash - \$2,665 VNB301 30" Chestnut - \$2,665 VNB308 30" Anvil - \$2,665 VNB309 30" Driftwood - \$2,665</p> <p>VNB360 36" Whitewash - \$2,925 VNB361 36" Chestnut - \$2,925 VNB368 36" Anvil - \$2,925 VNB369 36" Driftwood - \$2,925</p> <p>VNB480 48" Whitewash - \$3,698 VNB481 48" Chestnut - \$3,698 VNB488 48" Anvil - \$3,698 VNB489 48" Driftwood - \$3,698</p>
<p>Vintner's Collection</p>  <p>Vintner's Vanity (36", 48")w x 21.5"d x 34"h Reclaimed wine-infused oak staves Full-extension, soft-close drawers Removable panel for access/storage</p>	<p><i>LTL</i> Combine with Native Trails vanity top, sink, and drain</p> <p>Combine with any Native Trails undermounted sink less than 6" deep, or 7" deep if surface mounted</p>	<p>VNW360 36" Blanc - \$4,398 VNW361 36" Chardonnay - \$4,398 VNW367 36" Grigio - \$4,398 VNW368 36" Noir - \$4,398</p> <p>VNW480 48" Blanc - \$5,298 VNW481 48" Chardonnay - \$5,298 VNW487 48" Grigio - \$5,298 VNW488 48" Noir - \$5,298</p>

Bath Furniture Vintner's Collection		Recommendations	Item / Finish / Price	
	Vintner's Floating Vanity 35.5"w x 18.75"d x 9"h Integrated French cleat for installation <i>Trough sink sold separately</i>	<i>LTL</i> Combine with any Native Trails bath drain Combines with NativeStone Trough sink NSL3619 - page 7	VNW190 Blanc - \$1,895 VNW191 Chardonnay - \$1,895 VNW197 Grigio - \$1,895 VNW198 Noir - \$1,895	
	Vintner's Floating Vanity with Drawer 35.5"w x 18.75"d x 15.75"h Integrated French cleat for installation Full-extension, soft-close drawer <i>Trough sink sold separately</i>	<i>LTL</i> Combine with any Native Trails bath drain Combines with NativeStone® Trough sink NSL3619 - page 7	VNW200 Blanc - \$2,990 VNW201 Chardonnay - \$2,990 VNW207 Grigio - \$2,990 VNW208 Noir - \$2,990	
Bath Furniture Wall Mount Vanity		Recommendations	Item / Finish / Price	
	Zaca Wall Mount (36", 48")w x 19"d x 4.3"h Stainless Steel wall mount <i>Trough sink sold separately</i>	Combine with any Native Trails bath drain Combines with NativeStone® Trough sink: 36" NSL3619 or 48" NSL4819 - page 7	VNS365 36" - \$895 VNS485 48" - \$995	
Bath Furniture Cuzco Collection		Recommendations	Item / Finish / Price	
	Cuzco Vanity (30", 36", 48")w x 21.5"d x 33"h Hand Hammered Copper, Brushed Nickel or Carrara Marble Handcrafted Steel Frame	<i>LTL</i> Combine with Native Trails vanity top, sink, and drain	VNR302 30" Antique - \$1,798 VNR305 30" Brushed Nickel - \$2,098 VNR306 30" Carrara - \$1,995 VNR362 36" Antique - \$1,995 VNR365 36" Brushed Nickel - \$2,295 VNR366 36" Carrara - \$2,095 VNR482 48" Antique - \$2,298 VNR485 48" Brushed Nickel - \$2,598 VNR486 48" Carrara - \$2,475	
Mirrors		Item / Finish / Price	Item / Finish / Price	
	Winemaker Small: 23.75" x 30.75" Large: 26.75" x 37.25" Beveled Glass Reclaimed wine-infused oak staves Mounts Horizontally or Vertically	MR231 Sm Cask Oak - \$498 MR238 Sm Charred Oak - \$498 MR241 Lg Cask Oak - \$598 MR248 Lg Charred Oak - \$598	Milano Small: 20" x 36" Large: 28" x 40" Beveled Glass Hand Hammered Copper Mounts Horizontally or Vertically	CPM294 Sm Antique - \$798 CPM295 Lg Antique - \$1,165
	Solace 22" 22" Dia. x 2"	MRO221 22" Sunrise Oak Mirror - \$665 MSO221 22" Sunrise Oak Shelf - \$265 MRO228 22" Midnight Oak Mirror - \$665 MSO228 22" Midnight Oak Shelf - \$265	Portola Small: 22" x 26" Large: 29.5" x 33.5" <i>LTL</i> NativeStone® Tapered Frame Mounts Horizontally or Vertically	NSMR2622-A Sm Ash - \$785 NSMR2622-C Sm Charcoal - \$785 NSMR2622-E Sm Earth - \$785 NSMR2622-P Sm Pearl - \$785 NSMR2622-S Sm Slate - \$785 NSMR3430-A Lg Ash - \$928 NSMR3430-C Lg Charcoal - \$928 NSMR3430-E Lg Earth - \$928 NSMR3430-P Lg Pearl - \$928 NSMR3430-S Lg Slate - \$928
	Solace 28" 28" Dia. x 2" <i>Shelf sold separately</i>	MRO281 28" Sunrise Oak Mirror - \$798 MSO281 28" Sunrise Oak Shelf - \$312 MRO288 28" Midnight Oak Mirror - \$798 MSO288 28" Midnight Oak Shelf - \$312		
	Americana 25.5" x 29.5" Beveled Glass Reclaimed Wood Mounts Horizontally or Vertically	MR290 Whitewash - \$798 MR291 Chestnut - \$798 MR298 Anvil - \$798 MR299 Driftwood - \$798	Divinity Round 25" Dia. Beveled Glass Hand Hammered Aluminum	MR525 - \$665
			Divinity Small: 20" x 25" Large: 27" x 32" Beveled Glass Hand Hammered Aluminum Mounts Horizontally or Vertically	MR520 Sm - \$625 MR527 Lg - \$795

Mirrors		Item / Finish / Price	Item / Finish / Price
	Vintner's 29" x 33" Beveled Glass Wine-infused oak staves Mounts Horizontally or Vertically	MR130 Blanc - \$928 MR131 Chardonnay - \$928 MR137 Grigio - \$928 MR138 Noir - \$928	 Havana 23" x 27" Beveled Glass Handcrafted Steel Frame Mounts Horizontally or Vertically MR508 - \$595
	Sedona Small: 22" x 26" Large: 30" x 36" Beveled Glass Hand Hammered Copper Mounts Horizontally or Vertically	CPM62 Sm Antique - \$929 CPM65 Lg Antique - \$1,145	 Cuzco 27.5" x 34" Beveled Glass Handcrafted Steel Frame Mounts Horizontally or Vertically MR608 - \$645
	Asana 31" Dia. Beveled Glass Handcrafted Steel Frame	MR708 - \$645	
FREQUENTLY ASKED QUESTIONS			

Will my NativeStone stain or chip, and if so, can it be repaired? NativeStone is incredibly stain and scratch resistant. Each sink is sealed using NativeStone Shield™, which penetrates the concrete on a molecular level to create a protective yet integrated barrier against stains and scratching. However, like most sealed products, sharp objects such as forks and knives can cut into the sealer, and the product may chip if hit with a hard, heavy object. *This is why it is critical that the coordinating bottom grid is used with kitchen sinks.*

The great news is that nearly all damage can be easily repaired when addressed in a timely manner. We offer NativeStone Shield for resealing, and NativeStone Repair Kits to fix and patch any damaged or stained areas. **Learn more:** nativetrailshome.com/kits.

How do I maintain my NativeStone product from day to day? For regular maintenance, simply use mild, neutral PH based, non-abrasive soap and cleaners, such as Simple Green. While the sealer is stain and scratch resistant; normal care should be exercised; harsh chemicals and abrasive materials such as steel wool and rough scrubbers should be avoided. Rinse sink after contact with anything other than mild soap and water.

Keep in mind that concrete is a natural material with variation in tone and texture that will gently patina and acquire character marks over time – that is the beauty of the concrete aesthetic and is considered desirable. As long as it is properly maintained, resealed when needed (see below), and bottom grids are used in kitchen sinks, your NativeStone product will age gracefully over time.

When and how should I reseal NativeStone? Like all sealed concrete, the sealer on your NativeStone product will need to be refreshed. When dark spots or discoloration appear on your wet NativeStone surface, the sealer has been penetrated and it is time to reseal. Timing varies based on conditions and use, but kitchen sinks generally need to be resealed every 1-3 years; lavatory sinks, bar sinks and bathtubs should typically be resealed every 3-5 years. The important thing is that if your product's sealer appears to be compromised, it needs to be resealed immediately with NativeStone Shield, available at any Native Trails authorized dealer or at nativetrailshome.com. This will maintain the beauty and integrity of your NativeStone work of functional art and is necessary for warranty maintenance. For more information on care and cleaning please visit our website.

How durable is the 24k gold, silver, platinum, or gunmetal finish on a Precious Metals Collection sink? Quite durable when properly cared for. The precious metal finish is a hand applied glaze that is fired onto the sink at 1500° F. It is then sealed with our custom formulation sealers to ensure a high degree of protection from staining and scratching. Nonetheless, as with any specialty sink, we recommend using gentle cleaners and avoiding abrasives and prolonged contact with acidic substances. The sealer on the metal glaze may need to be refreshed approximately every 3-5 years, though timing will vary based on usage and conditions. Note that the white fireclay has no need for sealer; the potential need to reseal is only for the metal glazed portion of the sink. For more information on care and cleaning please visit our website.

FREQUENTLY ASKED QUESTIONS

How do I care for my copper sink? For basic cleaning of all finishes of Native Trails copper and nickel sinks and bathtubs, simply use mild soap and water and avoid abrasives. It is a good idea to allow the basin to dry periodically by wiping it down with a soft cloth. Acidic substances such as lemons, ketchup, whitening toothpaste, or red wine may alter the copper finish after prolonged contact. For extra protection, a product such as Flitz Faucet Wax + may be applied periodically, or use Native Trails MetalProtect® for long lasting protection against tarnish and smudges. For more information on care and cleaning please visit our website.

Antique & Tempered finishes have unique, self-healing properties, characteristic of copper; in a short time (usually just days) it will naturally re-patina itself. Always avoid copper cleaners and abrasives with these finishes.

Polished Copper finish will begin to patina as it reacts with its environment. However, if the desire is to maintain the bright, polished look, we recommend Wright's Copper Cream to polish it, and any good copper wax such as Flitz Faucet Wax+ to maintain its original shine and luster. For a more lasting barrier we recommend Native Trails MetalProtect®, which offers long lasting protection against tarnish and smudges.

Brushed Nickel finish is achieved by plating nickel over copper, followed by careful hand brushing. Caring for this finish is particularly simple since the hammered, brushed texture does not show fingerprints. Acidic substances left on the nickel finish for extended periods of time may leave a slight dark mark, but this is easily removed with Flitz Polish or chrome polish.

Polished Nickel finish is achieved by plating nickel over copper, followed by careful hand polishing. To maintain the bright, mirrored finish of Polished Nickel, use chrome polish; for longer lasting protection against smudges, fingerprints, and water spots, we recommend Native Trails MetalProtect.

What kinds of substances will change my Native Trails Antique or Tempered finish copper sink? Acidic substances, such as lemon juice or toothpaste, will brighten copper's surface so that it is as shiny as a new penny. But it will immediately begin to re-patina itself.

Can Native Trails products be customized? Generally, we do not offer customization, though occasionally exceptions can be made, particularly for higher volume projects.

What is the minimum cabinet size to use with a Native Trails kitchen sink? The general rule for installing a kitchen sink is to leave 3" of space on either side of your sink to allow room for the mounting hardware (not included), so you will want a cabinet that is about 6" wider than the width of your sink. i.e. A 24" sink (Cocina 24) would require a minimum cabinet size of 30".

Does Native Trails supply templates for the basins? Due to the inherent variation in dimensions of our handcrafted products, we do not supply templates. We highly recommend waiting to receive your actual sink before making any cuts in the countertop. However, we do have detailed specification sheets on the product pages of our website.

Are Native Trails products American made? Native Trails is proud to partner with highly skilled artisans not only in the United States, but around the world as well.

Do I need to buy a Native Trails drain with my sink? Our exceptionally high-quality drains are designed to work with Native Trails sinks, and they do have some differentiating features. For example, they work well with both thicker-walled sinks (such as NativeStone®) or thin-walled sinks such as copper. Our lavatory drains thread all the way up to ensure a tight seal, a key requirement for our copper sinks. Our drains are also designed for sinks without overflows, like ours. We cannot ensure that another manufacturer's drain will work with our sinks. We also offer an unusual option that many find especially appealing: solid copper strainers. We offer solid copper as an option for a strainer with a living finish that will evolve like our copper sinks and never peel or chip.

How long has Native Trails been in business? We are celebrating 28 years in 2024. Over a quarter of a century ago, Naomi Neilson started driving her van around central Mexico searching out skilled artisans and traditional craftsmanship, and we now partner with artisans around the globe. Learn more about our story at nativetrailshome.com/our-story

For more Frequently Asked Questions, please visit nativetrailshome.com/FAQ

PRODUCT WARRANTIES

Activate your warranty by registering your Native Trails product at nativetrailshome.com/register. For warranty claims, please contact our warranty department at warranty@nativetrailshome.com. Proof of purchase from authorized dealer is required. Warranties are non-transferable and do not apply to products purchased for display purposes or sold "as is". Warranty is valid for residential use only.

The Native Trails product warranty gives the purchaser specific legal rights; other rights will vary from state to state. Refer to the care instructions for proper maintenance of products; improper care or modifications of products will void warranty.

In no event shall Native Trails be liable for any damage to or caused by the products during or after installation. Native Trails is not responsible for labor, installation charges or any other expenses associated with the defective product. Our sole responsibility is defective product replacement, exchange, or repair materials.

Variations in dimensions, textures and finishes are inherent in our handcrafted products and are not considered defects. Gloss reduction, scratching, chipping, denting, staining, and acid or alkaline etching of the finish over time due to use, cleaning practices or water or atmospheric conditions, are not manufacturing defects but are indicative of normal aging. ***Finishes and sealers are not covered by our product warranties***, unless otherwise stated as in the case of nickel finish sinks and bathtubs. Native Trails is not liable for any damages resulting from actions or poor maintenance by the customer.

ADDITIONAL WARRANTY DETAILS BY PRODUCT TYPE/USE:

Limited Lifetime Warranty on Copper, Murano Glass, and Precious Metals Sinks and Bathtubs, along with Steel and Wood Mirrors and Bath Furniture: Native Trails warrants that specified sinks and tubs, as well as our mirrors and bath furniture shall be free from defects in workmanship or materials as long as the original purchaser owns them.

Nickel Finish Sinks and Bathtubs: Native Trails additionally warrants that the nickel finish on our Brushed and Polished Nickel sinks and tubs shall be free from defects in workmanship or materials for ten years from the purchase date, when purchased through an authorized Native Trails dealer for residential use only and maintained properly as noted in the care instructions.

NativeStone Products: Native Trails warrants that our NativeStone products shall be free from structural defects for five years from date of purchase. Hairline cracks, finish related issues, and sealer wear & tear are not considered structural defects. Warranty will be invalidated if concrete surface is not maintained as indicated in the NativeStone Care & Cleaning guide, including periodic resealing with NativeStone Shield as recommended.

Drains, Strainers, Traps, & Grids: Native Trails sink and tub accessories (drains, strainers, traps, and grids) are warranted to be free from defects in workmanship or materials for one year from date of purchase.

Commercial Warranty: For Native Trails products that are used or installed in a commercial or hospitality setting, Native Trails warrants the product to be free from defects in material and workmanship for one (1) year from the date the product is installed. There is no warranty on copper finishes or NativeStone/Precious Metal sealer which will wear uniquely depending on use, maintenance and installation location.

