



## **2023 Pricing & Information**

Effective April 1st, 2023

---

## TERMS AND CONDITIONS

---

**PAYMENT:** Payment terms are Net 30 days upon credit approval unless otherwise indicated per invoice. We accept Visa and Mastercard; 4% fee applies. Late invoices are subject to 1.5% finance charge per month. Native Trails reserves the right to alter payment terms to 'prepaid only' or to place account on credit hold at any time. Any disputes involving past due accounts will be resolved through the California legal system and buyer will pay all attorney's fees and other costs incurred by Native Trails in collecting delinquent payments.

**SHIPPING:** Orders are shipped FOB shipping point from a Native Trails distribution center via best carrier. Orders requesting expedited shipping must be submitted before 9AM PST for same-day processing; however, expedited delivery dates are not currently guaranteed by UPS and FedEx.

**FLAT RATE SHIPPING:** Orders that ship LTL on a standard pallet (other than bathtubs and LTL kitchen sinks) are shipped at a per standard pallet flat freight rate of \$275 in California, \$350 elsewhere in the contiguous United States, and \$375 to Canada. Bathtubs incur an additional cost of \$150 each.

*Purchase Orders may not be combined for flat rate shipping.*

**FLAT RATE SHIPPING FOR LTL KITCHEN SINKS:** Most Native Trails kitchen sinks ship via ground. The few that must ship LTL, as noted in the price book, incur a different flat freight rate, when shipped alone. A single LTL kitchen sink and drain/bottom grid is shipped at a flat rate of \$175 in California, \$265 elsewhere in the contiguous United States, and \$330 to Canada.

**RESIDENTIAL & LIFT-GATE FEES:** Flat Rate shipments include handling fees applicable for dock-to-dock delivery only; customer is responsible for any additional charges. Residential delivery is an additional \$75 and liftgate use is an additional \$65.

**CANADA / INTERNATIONAL:** Customer is responsible for payment of any customs/brokerage fees and duties for shipments to non-US destination.

**PRICES:** All prices are determined by prevailing prices at time of order unless otherwise contracted in writing. Prices are subject to change without notice. All prices listed are in US dollars.

**RETURNS:** Notification is required prior to a return; please acquire Return Goods Authorization (RGA) number and process your return through the Native Trails Dealer Portal: [nativetrailshome.com/dealer](http://nativetrailshome.com/dealer). (Contact Customer Service if you need assistance logging on.) Merchandise returned for reasons other than damage or defect is subject to a 25% restocking fee after 90 days of invoice date. Returns are not accepted after 120 days of invoice date nor on discontinued items. We strongly recommend insuring all returns, as buyer is responsible for the merchandise's safe return; credit will not be issued for items returned damaged in return transit. Returns must be shipped via the same method as originally used (LTL or Ground) to avoid transit damage. All authorized items being returned must be in new and sellable condition and in original packaging materials.

**CLAIMS:** Shipping damage MUST be photographed and damage or shortage MUST be reported to the Native Trails Customer Service Department within 30 calendar days of shipment date for deliveries to the United States, 21 days of shipment date for deliveries to Canada and all original packaging materials maintained; otherwise, neither Native Trails nor the freight carrier will honor the claim. Please report your claim through the Native Trails Dealer Portal: [nativetrailshome.com/dealer](http://nativetrailshome.com/dealer). (Contact Customer Service if you need assistance logging on.) Bathtub damage claims must be made BEFORE removal from shipping crate bottom; otherwise claim will not be honored. We are not responsible for damages incurred during or after installation of products. **NOTE:** If a product ships on a collect or 3rd party account, freight damage claims can not be submitted through Native Trails. Buyer must file a claim through their chosen carrier.

---

## GENERAL INFORMATION

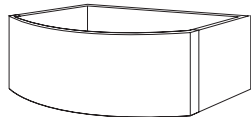
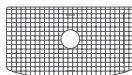
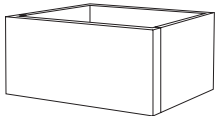
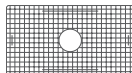
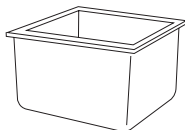

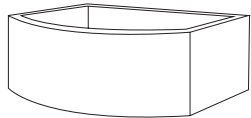
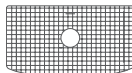
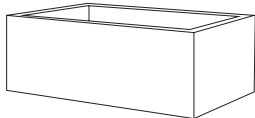
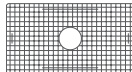
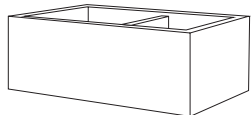
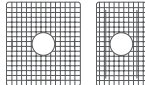
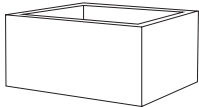

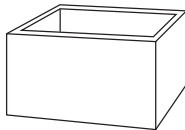

---



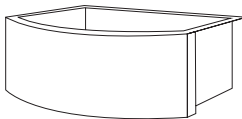

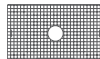
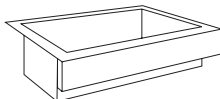


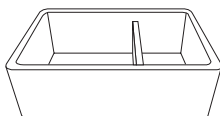

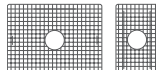
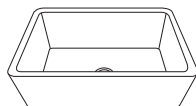

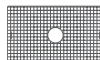
**DEALER PORTAL:** Our industry leading Dealer Portal offers instant access to inventory, order status updates, literature requests, RGAs, and more. Discontinued and excess inventory deals are available on the Dealer Portal. Contact [mail@nativetrailshome.com](mailto:mail@nativetrailshome.com) for more information or to gain access quickly. [nativetrailshome.com/dealer](http://nativetrailshome.com/dealer)

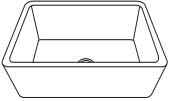

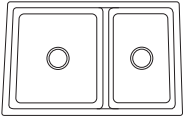


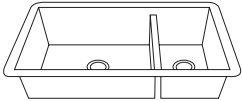


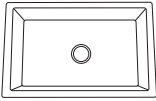

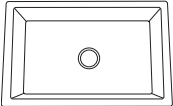

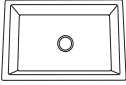

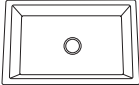




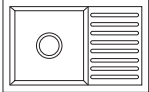



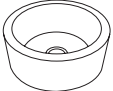
**LEAD TIMES:** Most orders ship complete within 3 business days. Customer will be notified with an expected date if lead time is extended. Stock status can be easily viewed on the Dealer Portal at any time.










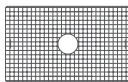
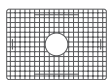
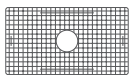
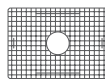
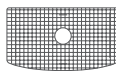


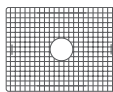
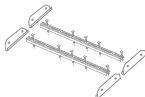


**FINISHES AND VARIANCES:** Our products' handcrafted nature lends to dimension variances up to 1/2". Finishes may vary in hue, texture and pattern, making each item that we produce a one-of-a-kind piece of functional art. *These variances are not considered defects.*

**UMAP:** In order to uphold our superior brand and image, Native Trails maintains a Unilateral Minimum Advertised Price (UMAP) policy. Accordingly, our UMAP indicates 25% less than List Price for kitchen & bath products, with limited and specific exceptions. This policy in no way affects buyer's right to determine actual resale prices. Our detailed UMAP policy is available on the Dealer Portal.

Kitchen Precious Metals		Basin	Recommendations	Item / Finish / Price
	<b>Rendezvous</b> 33" x 19.5" x 10" OD 31" x 17.5" x 9.25" ID Fireclay   UPC/cUPC compliant Undermount	LTL	Use Bottom Grid GR2715 3.5" Drain: Use DR320 or DR340 UK2547 Undermount Kit 	<b>PMK3320-G</b> 24k Matte Gold - \$3,998 <b>PMK3320-P</b> Platinum - \$3,728 <b>PMK3320-S</b> Silver - \$3,398 <b>PMK3320-M</b> Gunmetal - \$3,688
	<b>Dreamer</b> 30" x 17.75" x 10" OD 28" x 15.75" x 9.25" ID Fireclay   UPC/cUPC compliant Undermount		Use Bottom Grid GR2614 3.5" Drain: Use DR320 or DR340 UK2547 Undermount Kit 	<b>PMK3018-G</b> 24k Matte Gold - \$3,098 <b>PMK3018-P</b> Platinum - \$2,928 <b>PMK3018-S</b> Silver - \$2,698 <b>PMK3018-M</b> Gunmetal - \$2,878
	<b>Reveler</b> 15.75" x 15.75" x 7.5" OD 13.25" x 13.25" x 6.75" ID Fireclay   UPC/cUPC compliant Undermount		Use Bottom Grid GR934 3.5" Drain: Use DR320 or DR340 UK1426 Undermount Kit 	<b>PMB1515-G</b> 24k Matte Gold - \$2,298 <b>PMB1515-P</b> Platinum - \$2,098 <b>PMB1515-S</b> Silver - \$1,998 <b>PMB1515-M</b> Gunmetal - \$2,078
Kitchen NativeStone®		Basin	Recommendations	Item / Finish / Price
	<b>Farmhouse Quartet</b> 33" x 20.5" x 10.25" OD 30.75" x 18.25" x 9.5" ID NativeStone®   Sealed with NativeStone Shield™ UPC/cUPC compliant   Undermount  <i>May be installed four ways: apron front or standard undermount, curved front or straight</i>	LTL	Use Bottom Grid GR2715 3.5" Drain: Use DR320 or DR340 UK2547 Undermount Kit 	<b>NSKQ3320-A</b> Ash - \$2,148 <b>NSKQ3320-C</b> Charcoal - \$2,148 <b>NSKQ3320-E</b> Earth - \$2,148 <b>NSKQ3320-P</b> Pearl - \$2,148 <b>NSKQ3320-S</b> Slate - \$2,148
	<b>Farmhouse 3018</b> 30" x 18" x 10.25" OD 27.75" x 15.75" x 9.5" ID NativeStone®   Sealed with NativeStone Shield™ UPC/cUPC compliant   Undermount  <i>May be installed as apron front or standard undermount</i>		Use Bottom Grid GR2614 3.5" Drain: Use DR320 or DR340 UK2547 Undermount Kit 	<b>NSK3018-A</b> Ash - \$1,998 <b>NSK3018-C</b> Charcoal - \$1,998 <b>NSK3018-E</b> Earth - \$1,998 <b>NSK3018-P</b> Pearl - \$1,998 <b>NSK3018-S</b> Slate - \$1,998
	<b>Farmhouse Double Bowl</b> 33" x 21" x 10.25" OD Large Basin: 17.25" x 18.75" x 9.5" ID Small Basin: 12" x 18.75" x 9.5" ID NativeStone®   Sealed with NativeStone Shield™ UPC/cUPC compliant   Undermount  <i>May be installed as apron front or standard undermount Large basin may be on left or right</i>	LTL	Use Bottom Grid GR1715 & GR1710 3.5" Drain: Use DR320 or DR340 UK2547 Undermount Kit 	<b>NSKD3321-A</b> Ash - \$2,258 <b>NSKD3321-C</b> Charcoal - \$2,258 <b>NSKD3321-E</b> Earth - \$2,258 <b>NSKD3321-P</b> Pearl - \$2,258 <b>NSKD3321-S</b> Slate - \$2,258
	<b>Farmhouse 2418</b> 24" x 18" x 10.25" OD 21.75" x 15.75" x 9.5" ID NativeStone®   Sealed with NativeStone Shield™ UPC/cUPC compliant   Undermount  <i>May be installed as apron front or standard undermount</i>		Use Bottom Grid GR2014 3.5" Drain: Use DR320 or DR340 UK1426 Undermount Kit 	<b>NSK2418-A</b> Ash - \$1,598 <b>NSK2418-C</b> Charcoal - \$1,598 <b>NSK2418-E</b> Earth - \$1,598 <b>NSK2418-P</b> Pearl - \$1,598 <b>NSK2418-S</b> Slate - \$1,598
	<b>Ventana</b> 15" x 15" x 8" OD 13" x 13" x 7.25" ID NativeStone®   Sealed with NativeStone Shield™ UPC/cUPC compliant   Undermount  <i>May be installed as apron front or standard undermount</i>		Use Bottom Grid GR934 3.5" Drain: Use DR320 or DR340 UK1426 Undermount Kit 	<b>NSB1515-A</b> Ash - \$835 <b>NSB1515-C</b> Charcoal - \$835 <b>NSB1515-E</b> Earth - \$835 <b>NSB1515-P</b> Pearl - \$835 <b>NSB1515-S</b> Slate - \$835

Kitchen NativeStone®		Basin	Recommendations	Item / Finish / Price
		<b>Olivos</b> 16" x 8" OD 12.5" x 7.25" ID NativeStone®   Sealed with NativeStone Shield™ UPC/cUPC compliant   Drop-In or Undermount	Use Bottom Grid GR951 3.5" Drain: Use DR320 or DR340 UK1426 Undermount Kit 	<b>NSB1607-A</b> Ash - \$725 <b>NSB1607-C</b> Charcoal - \$725 <b>NSB1607-E</b> Earth - \$725 <b>NSB1607-P</b> Pearl - \$725 <b>NSB1607-S</b> Slate - \$725
		<b>Malibu</b> 14" x 7" OD 11" x 6.25" ID NativeStone®   Sealed with NativeStone Shield™ UPC/cUPC compliant   Drop-In or Undermount		2" Drain Use DR220 UK1426 Undermount Kit
Kitchen Copper & Nickel		Basin	Recommendations	Item / Finish / Price
		<b>Rhapsody</b> 33" x 20.5" x 10.25" OD 29.25" x 16.75" x 9.75" ID Apron extends 2" on sides 16 Gauge Copper   UPC/cUPC compliant Undermount	Use Bottom Grid GR2715 3.5" Drain: Use DR320 or DR340 Optional MetalProtect® - page 6 	<b>CPK295</b> Antique - \$3,535 <b>CPK595</b> Brushed Nickel - \$4,845 <b>CPK495</b> Polished Copper - \$3,578 <b>CPK895</b> Polished Nickel - \$4,998
		<b>Pinnacle</b> 33" x 22" x 10.5" OD 30" x 18" x 10" ID Apron extends 2" on sides 16 Gauge Copper   UPC/cUPC compliant Undermount		Use Bottom Grid GR2917 3.5" Drain: Use DR320 or DR340 Optional MetalProtect® - page 6 
		<b>Paragon</b> 33" x 22" x 10.5" OD (6.5" Apron) 30" x 18" x 10" ID Apron extends 1.5" on sides 16 Gauge Copper   UPC/cUPC compliant Undermount	Use Bottom Grid GR2917 3.5" Drain: Use DR320 or DR340 	<b>CPK291</b> Antique - \$3,298 <b>CPK591</b> Brushed Nickel - \$4,698
		<b>Zuma</b> 33" x 22" x 10.5" OD 30" x 18.75" x 10" ID Apron extends 2.75" on sides 16 Gauge Copper   UPC/cUPC compliant Undermount		Use Bottom Grid GR2917 3.5" Drain: Use DR320 or DR340 
		<b>Farmhouse Duet</b> 33" x 22" x 10.5" OD Lg. Basin: 16.75" x 18" x 10" ID Sm. Basin: 11.75" x 18" x 10" ID Apron extends 3" on sides 16 Gauge Copper   UPC/cUPC compliant Undermount	Use Bottom Grid GR1715 & GR1710 3.5" Drain: Use DR320 or DR340 	<b>CPK276</b> Antique - \$3,648 <b>CPK576</b> Brushed Nickel - \$5,098
		<b>Farmhouse Duet Pro</b> <i>LTL</i> 40" x 22" x 10.5" OD Lg. Basin: 24" x 18" x 10" ID Sm. Basin: 11.75" x 18" x 10" ID Apron extends 3" on sides 16 Gauge Copper   UPC/cUPC compliant Undermount		Use Bottom Grid GR2217 & GR1710 3.5" Drain: Use DR320 or DR340 
		<b>Farmhouse 30</b> 30" x 18.5" x 10" OD 27" x 15.5" x 9.5" ID Apron extends 3" on sides 16 Gauge Copper   UPC/cUPC compliant Undermount	Use Bottom Grid GR2614 3.5" Drain: Use DR320 or DR340 Optional MetalProtect® - page 6 	<b>CPK294</b> Antique - \$2,968 <b>CPK594</b> Brushed Nickel - \$4,148 <b>CPK494</b> Polished Copper - \$2,998 <b>CPK894</b> Polished Nickel - \$4,398
		<b>Farmhouse 33</b> 33" x 22" x 10.5" OD 30" x 18" x 10" ID Apron extends 3" on sides 16 Gauge Copper   UPC/cUPC compliant Undermount		Use Bottom Grid GR2917 3.5" Drain: Use DR320 or DR340 

Kitchen Copper & Nickel		Basin	Recommendations	Item / Finish / Price
		<b>Farmhouse 25</b> 25" x 19" x 10" OD 22" x 16" x 9.5" ID Apron extends 3" on sides 16 Gauge Copper   UPC/cUPC compliant Undermount	Use Bottom Grid GR2014 3.5" Drain: Use DR320 or DR340 	<b>CPK270</b> Antique - \$2,665 <b>CPK570</b> Brushed Nickel - \$3,998
		<b>Cocina Duet</b> 33" x 21" x 10.5" OD Lg. Basin: 16.75" x 18" x 10" ID Sm. Basin: 11.75" x 18" x 10" ID 16 Gauge Copper   UPC/cUPC compliant Undermount	Use Bottom Grid GR1715 & GR1710 3.5" Drain: Use DR320 or DR340  	<b>CPK275</b> Antique - \$3,295 <b>CPK575</b> Brushed Nickel - \$4,698
	LTL	<b>Cocina Duet Pro</b> 40" x 21" x 10.5" OD Lg. Basin: 24" x 18" x 10" ID Sm. Basin: 11.75" x 18" x 10" ID 16 Gauge Copper   UPC/cUPC compliant Undermount	Use Bottom Grid GR2217 & GR1710 3.5" Drain: Use DR320 or DR340  	<b>CPK277</b> Antique - \$4,498 <b>CPK577</b> Brushed Nickel - \$6,098
		<b>Cocina 30</b> 30" x 18.5" x 10" OD 27" x 15.5" x 9.5" ID 16 Gauge Copper   UPC/cUPC compliant Undermount	Use Bottom Grid GR2614 3.5" Drain: Use DR320 or DR340 Optional MetalProtect® - page 6 	<b>CPK293</b> Antique - \$2,365 <b>CPK593</b> Brushed Nickel - \$3,465 <b>CPK493</b> Polished Copper - \$2,395 <b>CPK893</b> Polished Nickel - \$3,695
		<b>Cocina 33</b> 33" x 21" x 10.5" OD 30" x 18" x 10" ID 16 Gauge Copper   UPC/cUPC compliant Undermount	Use Bottom Grid GR2917 3.5" Drain: Use DR320 or DR340 	<b>CPK272</b> Antique - \$2,745 <b>CPK572</b> Brushed Nickel - \$4,098
		<b>Cocina 21</b> 21.5" x 16" x 9" OD 19" x 13.5" x 8.5" ID 16 Gauge Copper   UPC/cUPC compliant Undermount	Use Bottom Grid GR1813 3.5" Drain: Use DR320 or DR340 Optional MetalProtect® - page 6 	<b>CPK278</b> Antique - \$1,395 <b>CPK578</b> Brushed Nickel - \$2,128 <b>CPK478</b> Polished Copper - \$1,428 <b>CPK878</b> Polished Nickel - \$2,298
		<b>Cocina 24</b> 24" x 18" x 10.5" OD 21" x 15" x 10" ID 16 Gauge Copper   UPC/cUPC compliant Undermount	Use Bottom Grid GR2014 3.5" Drain: Use DR320 or DR340 	<b>CPK279</b> Antique - \$2,228 <b>CPK579</b> Brushed Nickel - \$3,098
		<b>Mojito</b> 16" x 7.5" OD   13" x 7" ID 16 Gauge Copper   UPC/cUPC compliant Drop-In	Use Bottom Grid GR951 3.5" Drain: Use DR320 or DR340 Optional MetalProtect® - page 6 	<b>CPS216</b> Antique - \$1,130 <b>CPS516</b> Brushed Nickel - \$1,395 <b>CPS416</b> Polished Copper - \$1,185 <b>CPS816</b> Polished Nickel - \$1,598
		<b>Manhattan</b> 17" x 15" x 7" OD   14" x 12" x 6.5" ID 16 Gauge Copper   UPC/cUPC compliant Drop-In	3.5" Drain: Use DR320 or DR340	<b>CPS232</b> Antique - \$1,535 <b>CPS532</b> Brushed Nickel - \$2,045
		<b>Cantina Pro</b> 24" x 15" x 7.5" OD   Basin: 13" x 13" x 7" ID 17 Gauge Copper   UPC/cUPC compliant Undermount	Use Bottom Grid GR934 3.5" Drain: Use DR320 or DR340 	<b>CPS233</b> Antique - \$1,698 <b>CPS533</b> Brushed Nickel - \$2,365
		<b>Cantina</b> 15" x 15" x 7.5" OD   13" x 13" x 7" ID 18 Gauge Copper   UPC/cUPC compliant Undermount	Use Bottom Grid GR934 3.5" Drain: Use DR320 or DR340 Optional MetalProtect® - page 6 	<b>CPS234</b> Antique - \$1,135 <b>CPS534</b> Brushed Nickel - \$1,598 <b>CPS434</b> Polished Copper - \$1,198 <b>CPS834</b> Polished Nickel - \$1,698
		<b>Fiesta</b> 19" x 7.5" OD   16" x 7" ID (7.5" Apron) 16 Gauge Copper   UPC/cUPC compliant Undermount	3.5" Drain: Use DR320 or DR340	<b>CPS214</b> Antique - \$1,330 <b>CPS514</b> Brushed Nickel - \$1,648

Kitchen Copper & Nickel		Basin	Recommendations	Item / Finish / Price
	<b>Cabana</b> 18" x 16" x 7.5" OD   14" x 12" x 7" ID (7.5" Apron) 16 Gauge Copper   UPC/cUPC compliant Undermount	3.5" Drain: Use DR320 or DR340	<b>CPS213</b> Antique - \$1,798 <b>CPS513</b> Brushed Nickel - \$2,385	
	<b>Rio Chico</b> 30" x 11" x 5.5" OD   27" x 8" x 5" ID Basin Depth: 3.5" to 5.5" 16 Gauge Copper   UPC/cUPC compliant Drop-In or Undermount	3.5" Drain: Use DR320 or DR340	<b>CPS210</b> Antique - \$2,098 <b>CPS510</b> Brushed Nickel - \$2,648	
	<b>Redondo Grande</b> 17.75" x 9.5" OD   15.75" x 9" ID 16 Gauge Copper   UPC/cUPC compliant Drop-In or Undermount	3.5" Drain: Use DR320 or DR340 Optional MetalProtect® - page 6	<b>CPS251</b> Antique - \$998 <b>CPS551</b> Brushed Nickel - \$1,388 <b>CPS451</b> Polished Copper - \$1,055 <b>CPS851</b> Polished Nickel - \$1,478	
	<b>Redondo Chico</b> 15" x 7.5" OD   13" x 7" ID 16 Gauge Copper   UPC/cUPC compliant Drop-In or Undermount	Use Bottom Grid: GR951 3.5" Drain: Use DR320 or DR340 	<b>CPS260</b> Antique - \$798 <b>CPS560</b> Brushed Nickel - \$1,098	
	<b>Diego</b> 12.5" x 7" OD   11" x 6.5" ID 16 Gauge Copper   UPC/cUPC compliant Drop-In or Undermount	2" Drain: Use DR220	<b>CPS235</b> Antique - \$658 <b>CPS535</b> Brushed Nickel - \$898	
	<b>Rincon</b> 13" x 13" x 6.5" OD   11" x 11" x 6" ID 16 Gauge Copper   UPC/cUPC compliant Undermount	2" Drain: Use DR220	<b>CPS247</b> Antique - \$665 <b>CPS547</b> Brushed Nickel - \$945	
Sink Bottom Grids				
 11" Round Use with: Redondo Chico, Mojito, Olivos GR951-SS Stainless Steel - \$148 GR951-MB Matte Black - \$148	 12" Square Use with: Cantina, Cantina Pro, Ventana, Reveler GR934-SS Stainless Steel - \$178 GR934-MB Matte Black - \$178	 29" X 17.5" Use with: Farmhouse 33, Cocina 33, Paragon, Pinnacle, Zuma GR2917-SS Stainless Steel - \$355 GR2917-MB Matte Black - \$355	 18.5" X 13" Use with: Cocina 21 GR1813-SS Stainless Steel - \$178 GR1813-MB Matte Black - \$178	
 25.75" X 14.25" Use with: Farmhouse 3018, Farmhouse 30, Cocina 30, Dreamer GR2614-SS Stainless Steel - \$348 GR2614-MB Matte Black - \$348	 20.5" X 14.5" Use with: Cocina 24, Farmhouse 25, Farmhouse 2418 GR2014-SS Stainless Steel - \$228 GR2014-MB Matte Black - \$228	 28" X 15.25" Use with: Farmhouse Quartet, Rhapsody, Rendezvous GR2715-SS Stainless Steel - \$348 GR2715-MB Matte Black - \$348		
 10.25" X 17.25" Use with: Farmhouse Duet Pro, Cocina Duet Pro, Farmhouse Duet, Cocina Duet, Farmhouse Double Bowl Dual Basin - Small Basin GR1710-SS Stainless Steel - \$178 GR1710-MB Matte Black - \$178	 15.25" X 17.25" Use with: Farmhouse Duet, Cocina Duet, Farmhouse Double Bowl Dual Basin - Large Basin GR1715-SS Stainless Steel - \$205 GR1715-MB Matte Black - \$205	 22.75" X 17.25" Use with: Farmhouse Duet Pro, Cocina Duet Pro Dual Basin - Large Basin GR2217-SS Stainless Steel - \$265 GR2217-MB Matte Black - \$265		
Undermount Kits and Sealers				
<b>Sink Undermount Kit</b> · Simple, secure method for undermount sinks · Highly recommended for NativeStone® and Precious Metals Collection sinks UK1426 26" Sink Undermount Kit - \$99 UK2547 47" Sink Undermount Kit - \$149 		<b>NativeStone Shield™</b> NativeStone Shield™ is an exclusive, long lasting two part sealer that provides ultimate protection for concrete, making NativeStone exceptionally stain and scratch resistant. Expires within approx. 6 months. SKIT42-NS 4oz - \$79 SKIT82-NS 8oz - \$129 		
		<b>Native Trails MetalProtect®</b> Perfect for polished metal finishes, Native Trails MetalProtect® is an easy-to-apply, long lasting barrier against tarnishing and fingerprints on polished copper and nickel sinks and tubs, providing many months - or even years - of maintenance-free use. SKIT4-C 4oz - \$79 SKIT16-C 16oz - \$199 		



## Kitchen and Bar Strainers



### 2" JR. STRAINER - DR220

- Bar & Prep
- Features center post with double o-ring construction for tight seal and durability

**DR220-BN** Brushed Nickel - \$132  
**DR220-MB** Matte Black - \$132  
**DR220-ORB** Oil Rubbed Bronze - \$132



### 3.5" BASKET STRAINER - DR320

- Bar & Prep | Kitchen
- Features center post with double o-ring construction for tight seal and durability
- Coordinates with Disposer Trim

**DR320-BN** Brushed Nickel - \$169  
**DR320-MB** Matte Black - \$169  
**DR320-ORB** Oil Rubbed Bronze - \$169  
**DR320-WC** Weathered Copper - \$169  
**DR320-BG** Brushed Gold - \$192  
**DR320-PN** Polished Nickel - \$192  
**DR320-PSC** Polished Solid Copper - \$222  
**DR320-SC** Solid Copper - \$222



### 3.5" BASKET STRAINER W/ DISPOSER TRIM - DR340

- Bar & Prep | Kitchen
- Features durable o-ring construction for a tight seal
- Coordinates with Basket Strainer
- Fits ISE type disposer units 3 3/8" ID (Insinkerator, Kitchen Aid)

**DR340-BN** Brushed Nickel - \$169  
**DR340-MB** Matte Black - \$169  
**DR340-ORB** Oil Rubbed Bronze - \$169  
**DR340-WC** Weathered Copper - \$169  
**DR340-BG** Brushed Gold - \$192  
**DR340-PN** Polished Nickel - \$192  
**DR340-PSC** Polished Solid Copper - \$222  
**DR340-SC** Solid Copper - \$222

## Bath Precious Metals

### Basin

### Recommendations

### Item / Finish / Price

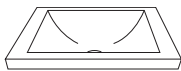


#### Bliss

16" x 4.5" OD | 15.25" x 4" ID  
 Fireclay | UPC/cUPC compliant  
 Vessel

1.5" Drain  
 Use DR120, DR130 or DR150  
 Vanity Top Cutout: Vessel

**PML1616-G** 24k Matte Gold - \$2,298  
**PML1616-P** Platinum - \$2,198  
**PML1616-S** Silver - \$1,988  
**PML1616-M** Gunmetal - \$2,178  
**PML1616-GW** 24kMatteGold/White - \$2,098  
**PML1616-PW** Platinum/White - \$1,998  
**PML1616-SW** Silver/White - \$1,788  
**PML1616-MW** Gunmetal/White - \$1,978



#### Amara

20" x 14" x 4.75" OD | 18" x 12" x 4" ID  
 Fireclay | UPC/cUPC compliant  
 Drop-In or Undermount

1.5" Drain  
 Use DR120, DR130 or DR150  
 Vanity Top Cutout: Rectangle  
 UK1426 Undermount Kit

**PML2014-G** 24k Matte Gold - \$2,098  
**PML2014-P** Platinum - \$1,998  
**PML2014-S** Silver - \$1,798  
**PML2014-M** Gunmetal - \$1,978

## Bath Murano Glass

### Basin

### Recommendations

### Item / Finish / Price



#### Amalfi

17.5" x 12" x 6.75"  
 Murano Glass | UPC/cUPC compliant  
 Vessel

1.5" Drain  
 Use DR120, DR130 or DR150  
 Vanity Top Cutout: Vessel

**MG1912-AE** Abalone - \$1,198  
**MG1912-BO** Bianco - \$1,178  
**MG1912-SE** Shoreline - \$1,198

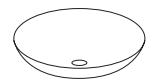


#### Positano

16" x 4.5"  
 Murano Glass | UPC/cUPC compliant  
 Vessel

1.5" Drain  
 Use DR120, DR130 or DR150  
 Vanity Top Cutout: Vessel

**MG1616-AE** Abalone - \$1,198  
**MG1616-AS** Abyss - \$1,178  
**MG1616-BO** Bianco - \$1,178



#### Verona

16.25" x 4.5"  
 Murano Glass | UPC/cUPC compliant  
 Vessel

1.5" Drain  
 Use DR120, DR130 or DR150  
 Vanity Top Cutout: Vessel

**MG1717-AE** Abalone - \$1,098  
**MG1717-AS** Abyss - \$1,078  
**MG1717-BR** Beachcomber - \$1,098  
**MG1717-BO** Bianco - \$1,078



#### Lido

14.75" x 14.75" x 4"  
 Murano Glass | UPC/cUPC compliant  
 Vessel

1.5" Drain  
 Use DR120, DR130 or DR150  
 Vanity Top Cutout: Vessel

**MG1515-AE** Abalone - \$1,098  
**MG1515-AS** Abyss - \$1,078  
**MG1515-BR** Beachcomber - \$1,098  
**MG1515-SE** Shoreline - \$1,098  
**MG1515-MA** Marina - \$1,098  
**MG1515-SY** Seaspray - \$1,098



#### Sorrento

20" x 17" x 5.25"  
 Murano Glass | UPC/cUPC compliant  
 Vessel

1.5" Drain  
 Use DR120, DR130 or DR150  
 Vanity Top Cutout: Vessel

**MG2017-AE** Abalone - \$1,198  
**MG2017-BR** Beachcomber - \$1,198  
**MG2017-BO** Bianco - \$1,178  
**MG2017-MA** Marina - \$1,198  
**MG2017-SY** Seaspray - \$1,198




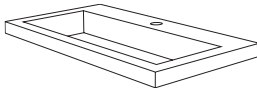
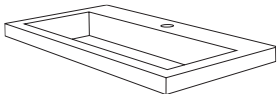
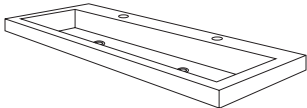

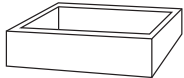



#### Roma




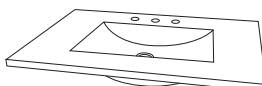
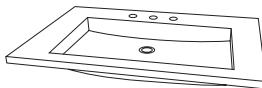
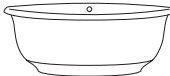

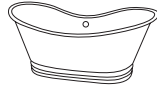

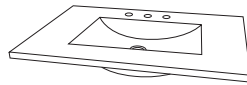
16" x 5"  
 Murano Glass | UPC/cUPC compliant  
 Vessel








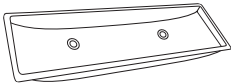
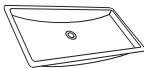
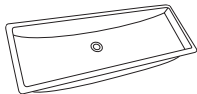


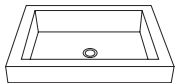

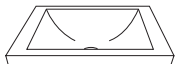
1.5" Drain  
 Use DR120, DR130 or DR150  
 Vanity Top Cutout: Vessel

**MG1605-MA** Marina - \$1,198  
**MG1605-SY** Seaspray - \$1,198

Bath NativeStone®	Basin/Tub	Recommendations	Item / Finish / Price
	<b>Mendocino</b> <i>LTL</i> 66" x 34" x 23" OD   61" x 29" x 21" ID NativeStone®   Sealed with NativeStone Shield™ UPC/cUPC compliant	2" Drain: Use DR290	<b>NST6634-A</b> Ash - \$9,990 <b>NST6634-C</b> Charcoal - \$9,990 <b>NST6634-E</b> Earth - \$9,990 <b>NST6634-P</b> Pearl - \$9,990 <b>NST6634-S</b> Slate - \$9,990
	<b>Avalon 72</b> <i>LTL</i> 72" x 36" x 23" OD   66" x 30" x 21" ID NativeStone®   Sealed with NativeStone Shield™ UPC/cUPC compliant	2" Drain: Use DR290	<b>NST7236-A</b> Ash - \$10,590 <b>NST7236-C</b> Charcoal - \$10,590 <b>NST7236-E</b> Earth - \$10,590 <b>NST7236-P</b> Pearl - \$10,590 <b>NST7236-S</b> Slate - \$10,590
	<b>Avalon 62</b> <i>LTL</i> 62" x 36" x 21" OD   57" x 31" x 19" ID NativeStone®   Sealed with NativeStone Shield™ UPC/cUPC compliant	2" Drain: Use DR290	<b>NST6236-A</b> Ash - \$8,990 <b>NST6236-C</b> Charcoal - \$8,990 <b>NST6236-E</b> Earth - \$8,990 <b>NST6236-P</b> Pearl - \$8,990 <b>NST6236-S</b> Slate - \$8,990
	<b>Trough 3019</b> 30" x 19" x 5.5" OD   26" x 12" x 4.75" ID NativeStone®   Sealed with NativeStone Shield™ UPC/cUPC compliant   Drop-In	1.5" Drain Use DR120, DR130 or DR150 Vanity Top Cutout: Small Trough Choose single faucet hole or no faucet hole	Single Faucet Hole <b>NSL3019-A</b> Ash - \$1,368 <b>NSL3019-C</b> Charcoal - \$1,368 <b>NSL3019-E</b> Earth - \$1,368 <b>NSL3019-P</b> Pearl - \$1,368 <b>NSL3019-S</b> Slate - \$1,368 No Faucet Hole <b>NSL3019-AX</b> Ash - \$1,368 <b>NSL3019-CX</b> Charcoal - \$1,368 <b>NSL3019-EX</b> Earth - \$1,368 <b>NSL3019-PX</b> Pearl - \$1,368 <b>NSL3019-SX</b> Slate - \$1,368
	<b>Trough 3619</b> 36" x 19" x 5.5" OD   32" x 12" x 4.75" ID NativeStone®   Sealed with NativeStone Shield™ UPC/cUPC compliant   Drop-In	1.5" Drain Use DR120, DR130 or DR150 Vanity Top Cutout: Large Trough Choose single faucet hole or no faucet hole	Single Faucet Hole <b>NSL3619-A</b> Ash - \$1,588 <b>NSL3619-C</b> Charcoal - \$1,588 <b>NSL3619-E</b> Earth - \$1,588 <b>NSL3619-P</b> Pearl - \$1,588 <b>NSL3619-S</b> Slate - \$1,588 No Faucet Hole <b>NSL3619-AX</b> Ash - \$1,588 <b>NSL3619-CX</b> Charcoal - \$1,588 <b>NSL3619-EX</b> Earth - \$1,588 <b>NSL3619-PX</b> Pearl - \$1,588 <b>NSL3619-SX</b> Slate - \$1,588
	<b>Trough 4819</b> <i>LTL</i> 48" x 19" x 5.5" OD   44" x 12" x 4.75" ID NativeStone®   Sealed with NativeStone Shield™ UPC/cUPC compliant   Drop-In	1.5" Drain Use DR120, DR130 or DR150 Choose two single faucet holes or no faucet holes	Two Single Faucet Holes <b>NSL4819-A</b> Ash - \$2,185 <b>NSL4819-C</b> Charcoal - \$2,185 <b>NSL4819-E</b> Earth - \$2,185 <b>NSL4819-P</b> Pearl - \$2,185 <b>NSL4819-S</b> Slate - \$2,185 No Faucet Hole <b>NSL4819-AX</b> Ash - \$2,185 <b>NSL4819-CX</b> Charcoal - \$2,185 <b>NSL4819-EX</b> Earth - \$2,185 <b>NSL4819-PX</b> Pearl - \$2,185 <b>NSL4819-SX</b> Slate - \$2,185
	<b>Tolosa</b> 19" x 16" x 4.75" OD   17" x 14" x 4" ID NativeStone®   Sealed with NativeStone Shield™ UPC/cUPC compliant   Drop-In or Undermount	1.5" Drain Use DR120, DR130 or DR150 Vanity Top Cutout: Classic UK1426 Undermount Kit	<b>NSL1916-A</b> Ash - \$688 <b>NSL1916-C</b> Charcoal - \$688 <b>NSL1916-E</b> Earth - \$688 <b>NSL1916-P</b> Pearl - \$688 <b>NSL1916-S</b> Slate - \$688
	<b>Nipomo</b> 19.5" x 15" x 4.5" OD   17.5" x 13" x 3.75" ID NativeStone®   Sealed with NativeStone Shield™ UPC/cUPC compliant Drop-In, Undermount, or Vessel	1.5" Drain Use DR120, DR130 or DR150 Vanity Top Cutout: Vessel UK1426 Undermount Kit	<b>NSL1915-A</b> Ash - \$768 <b>NSL1915-C</b> Charcoal - \$768 <b>NSL1915-E</b> Earth - \$768 <b>NSL1915-P</b> Pearl - \$768 <b>NSL1915-S</b> Slate - \$768
	<b>Cuyama</b> 21" x 15" x 5" OD   16" x 12" x 4.25" ID NativeStone®   Sealed with NativeStone Shield™ UPC/cUPC compliant   Drop-In	1.5" Drain Use DR120, DR130 or DR150 Vanity Top Cutout: Classic	<b>NSL2115-A</b> Ash - \$688 <b>NSL2115-C</b> Charcoal - \$688 <b>NSL2115-E</b> Earth - \$688 <b>NSL2115-P</b> Pearl - \$688 <b>NSL2115-S</b> Slate - \$688




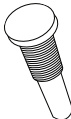
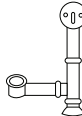
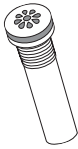
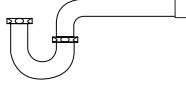
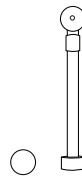
Bath NativeStone®	Basin	Recommendations	Item / Finish / Price
	<b>Montecito</b> 21.5" x 15.5" x 5.25" OD   18" x 12" x 4.5" ID NativeStone®   Sealed with NativeStone Shield™ UPC/cUPC compliant   Drop-In	1.5" Drain Use DR120, DR130 or DR150	<b>NSL2216-A</b> Ash - \$688 <b>NSL2216-C</b> Charcoal - \$688 <b>NSL2216-E</b> Earth - \$688 <b>NSL2216-P</b> Pearl - \$688 <b>NSL2216-S</b> Slate - \$688
	<b>Morro</b> 17" x 5" OD   14" x 4.25" ID NativeStone®   Sealed with NativeStone Shield™ UPC/cUPC compliant   Vessel	1.5" Drain Use DR120, DR130 or DR150 Vanity Top Cutout: Vessel	<b>NSL1705-A</b> Ash - \$688 <b>NSL1705-C</b> Charcoal - \$688 <b>NSL1705-E</b> Earth - \$688 <b>NSL1705-P</b> Pearl - \$688 <b>NSL1705-S</b> Slate - \$688
	<b>Cabrillo</b> 20.75" x 14.75" x 5" OD   18" x 12" x 4.25" ID NativeStone®   Sealed with NativeStone Shield™ UPC/cUPC compliant   Undermount	1.5" Drain Use DR120, DR130 or DR150 Vanity Top Cutout: Rectangle UK1426 Undermount Kit	<b>NSL2014-A</b> Ash - \$688 <b>NSL2014-C</b> Charcoal - \$688 <b>NSL2014-E</b> Earth - \$688 <b>NSL2014-P</b> Pearl - \$688 <b>NSL2014-S</b> Slate - \$688
	<b>Palomar Vanity Top</b> <i>LTL</i> 30" Vanity Top (30.5" x 21.75" x 5.25") 36" Vanity Top (36.5" x 21.75" x 5.25") 48" Vanity Top (48.5" x 21.75" x 5.25") Basin: 18" x 12.5" x 4.5" NativeStone®   Sealed with NativeStone Shield™ UPC/cUPC compliant   Vanity top thickness 1.5" <b>Recommendations</b> 1.5" Drain Use DR120, DR130 or DR150 Pre-drilled for 8" faucet spread or single faucet hole	8" Faucet Spread <b>NSVNT30-A</b> 30" Ash - \$1,365 <b>NSVNT30-C</b> 30" Charcoal - \$1,365 <b>NSVNT30-E</b> 30" Earth - \$1,365 <b>NSVNT30-P</b> 30" Pearl - \$1,365 <b>NSVNT30-S</b> 30" Slate - \$1,365  <b>NSVNT36-A</b> 36" Ash - \$1,460 <b>NSVNT36-C</b> 36" Charcoal - \$1,460 <b>NSVNT36-E</b> 36" Earth - \$1,460 <b>NSVNT36-P</b> 36" Pearl - \$1,460 <b>NSVNT36-S</b> 36" Slate - \$1,460  <b>NSVNT48-A</b> 48" Ash - \$1,812 <b>NSVNT48-C</b> 48" Charcoal - \$1,812 <b>NSVNT48-E</b> 48" Earth - \$1,812 <b>NSVNT48-P</b> 48" Pearl - \$1,812 <b>NSVNT48-S</b> 48" Slate - \$1,812	Single Faucet Hole <b>NSVNT30-A1</b> 30" Ash - \$1,365 <b>NSVNT30-C1</b> 30" Charcoal - \$1,365 <b>NSVNT30-E1</b> 30" Earth - \$1,365 <b>NSVNT30-P1</b> 30" Pearl - \$1,365 <b>NSVNT30-S1</b> 30" Slate - \$1,365  <b>NSVNT36-A1</b> 36" Ash - \$1,460 <b>NSVNT36-C1</b> 36" Charcoal - \$1,460 <b>NSVNT36-E1</b> 36" Earth - \$1,460 <b>NSVNT36-P1</b> 36" Pearl - \$1,460 <b>NSVNT36-S1</b> 36" Slate - \$1,460  <b>NSVNT48-A1</b> 48" Ash - \$1,812 <b>NSVNT48-C1</b> 48" Charcoal - \$1,812 <b>NSVNT48-E1</b> 48" Earth - \$1,812 <b>NSVNT48-P1</b> 48" Pearl - \$1,812 <b>NSVNT48-S1</b> 48" Slate - \$1,812
	<b>Capistrano Vanity Top</b> <i>LTL</i> 36" Vanity Top (36.5" x 21.75" x 5.5") Basin: 27" x 12" x 4.75" 48" Vanity Top (48.5" x 21.75" x 5.5") Basin: 37" x 12" x 4.75" NativeStone®   Sealed with NativeStone Shield™ UPC/cUPC compliant   Vanity top thickness 1.5" <b>Recommendations</b> 1.5" Drain Use DR120, DR130 or DR150 Pre-drilled for 8" faucet spread or single faucet hole	8" Faucet Spread <b>NSVT36-A</b> 36" Ash - \$1,898 <b>NSVT36-C</b> 36" Charcoal - \$1,898 <b>NSVT36-E</b> 36" Earth - \$1,898 <b>NSVT36-P</b> 36" Pearl - \$1,898 <b>NSVT36-S</b> 36" Slate - \$1,898  <b>NSVT48-A</b> 48" Ash - \$2,098 <b>NSVT48-C</b> 48" Charcoal - \$2,098 <b>NSVT48-E</b> 48" Earth - \$2,098 <b>NSVT48-P</b> 48" Pearl - \$2,098 <b>NSVT48-S</b> 48" Slate - \$2,098	Single Faucet Hole <b>NSVT36-A1</b> 36" Ash - \$1,898 <b>NSVT36-C1</b> 36" Charcoal - \$1,898 <b>NSVT36-E1</b> 36" Earth - \$1,898 <b>NSVT36-P1</b> 36" Pearl - \$1,898 <b>NSVT36-S1</b> 36" Slate - \$1,898  <b>NSVT48-A1</b> 48" Ash - \$2,098 <b>NSVT48-C1</b> 48" Charcoal - \$2,098 <b>NSVT48-E1</b> 48" Earth - \$2,098 <b>NSVT48-P1</b> 48" Pearl - \$2,098 <b>NSVT48-S1</b> 48" Slate - \$2,098
Bath Copper & Nickel	Basin/Tub	Recommendations	Item / Finish / Price
	<b>Santorini</b> <i>LTL</i> 66" x 32.5" x 24" OD   63" x 29.5" x 19.5" ID 16 Gauge Copper   UPC/cUPC compliant	2" Drain Use DR290 Optional MetalProtect® - page 6	<b>CPS942</b> Antique - \$12,390 <b>CPS945</b> Brushed Nickel - \$18,990 <b>CPS944</b> Polished Copper - \$12,490
	<b>72" Aurora</b> <i>LTL</i> 72" x 32" x 32" OD   67" x 27" x 26.25" ID 16 Gauge Copper   UPC/cUPC compliant	2" Drain Use DR280	<b>CPS902</b> Antique - \$11,490 <b>CPS905</b> Brushed Nickel - \$19,965
	<b>60" Aurora</b> <i>LTL</i> 60" x 29" x 30" OD   55" x 24" x 24" ID 16 Gauge Copper   UPC/cUPC compliant	2" Drain Use DR280	<b>CPS912</b> Antique - \$10,390
	<b>Aspen</b> <i>LTL</i> 64" x 36" x 24" OD   57" x 29" x 21" ID 16 Gauge Copper   UPC/cUPC compliant	2" Drain Use DR280	<b>CPS802</b> Antique - \$17,950
	<b>Cozumel Vanity Top</b> 30" Vanity Top (30.5" x 21.75" x 4.5") 36" Vanity Top (36.5" x 21.75" x 4.5") Basin: 18" x 12.5" x 4" Vanity top thickness 1.25" 16 Gauge Copper	1.5" Drain Use DR120, DR130 or DR150 Pre-drilled for 8" faucet spread	<b>VNT3022</b> 30" Antique - \$2,185 <b>VNT3055</b> 30" Brushed Nickel - \$3,152 <b>VNT3622</b> 36" Antique - \$2,498 <b>VNT3655</b> 36" Brushed Nickel - \$3,685

Bath Copper & Nickel	Basin	Recommendations	Item / Finish / Price
	<b>Maestro Sonata</b> 17" x 4.5" OD   16.75" x 4.25" ID 15 Gauge Copper   UPC/cUPC compliant Vessel	1.5" Drain Use DR120, DR130 or DR150 Vanity Top Cutout: Vessel	<b>CPS284</b> Antique - \$1,028 <b>CPS384</b> Tempered - \$1,028 <b>CPS584</b> Brushed Nickel - \$1,298
	<b>Maestro Sonata Petit</b> 14.5" x 3.75" OD   14.25" x 3.5" ID 15 Gauge Copper   UPC/cUPC compliant Vessel	1.5" Drain Use DR120, DR130 or DR150 Vanity Top Cutout: Vessel	<b>CPS283</b> Antique - \$865 <b>CPS383</b> Tempered - \$865 <b>CPS583</b> Brushed Nickel - \$1,098
	<b>Maestro Round</b> 16" x 6.5" OD   15.75" x 6.25" ID 15 Gauge Copper   UPC/cUPC compliant Vessel	1.5" Drain Use DR120, DR130 or DR150 Vanity Top Cutout: Vessel Optional MetalProtect® - page 6	<b>CPS263</b> Antique - \$1,065 <b>CPS363</b> Tempered - \$1,065 <b>CPS563</b> Brushed Nickel - \$1,338 <b>CPS463</b> Polished Copper - \$1,078 <b>CPS863</b> Polished Nickel - \$1,438
	<b>Maestro Petit</b> 12.5" x 5.75" OD   12.25" x 5.5" ID 15 Gauge Copper   UPC/cUPC compliant Vessel	1.5" Drain Use DR120, DR130 or DR150 Vanity Top Cutout: Vessel	<b>CPS266</b> Antique - \$865 <b>CPS366</b> Tempered - \$865 <b>CPS566</b> Brushed Nickel - \$1,098
	<b>Maestro Bajo</b> 16.25" x 4.75" OD   16" x 4.5" ID 15 Gauge Copper   UPC/cUPC compliant Vessel	1.5" Drain Use DR120, DR130 or DR150 Vanity Top Cutout: Vessel	<b>CPS271</b> Antique - \$930 <b>CPS371</b> Tempered - \$930 <b>CPS571</b> Brushed Nickel - \$1,230
	<b>Maestro Oval</b> 17.25" x 13.25" x 6" OD   17" x 13" x 5.75" ID 15 Gauge Copper   UPC/cUPC compliant Vessel	1.5" Drain Use DR120, DR130 or DR150 Vanity Top Cutout: Vessel	<b>CPS269</b> Antique - \$995 <b>CPS369</b> Tempered - \$995 <b>CPS569</b> Brushed Nickel - \$1,265
	<b>Maestro Lotus</b> 18" x 15" x 5" OD   16" x 13" x 4.5" ID 15 Gauge Copper   UPC/cUPC compliant Drop-In	1.5" Drain Use DR120, DR130 or DR150 Vanity Top Cutout: Classic	<b>CPS286</b> Antique - \$995 <b>CPS386</b> Tempered - \$995 <b>CPS586</b> Brushed Nickel - \$1,265
	<b>Trough 48</b> 48" x 14" x 6" OD   46" x 12" x 5.5" ID 16 Gauge Copper   UPC/cUPC compliant Drop-In or Undermount	1.5" Drain Use DR120, DR130 or DR150 Optional MetalProtect® - page 6	<b>CPS208</b> Antique - \$2,968 <b>CPS508</b> Brushed Nickel - \$3,865 <b>CPS408</b> Polished Copper - \$3,065 <b>CPS808</b> Polished Nickel - \$4,225
	<b>Trough 30</b> 30" x 14" x 6" OD   28" x 12" x 5.5" ID 16 Gauge Copper   UPC/cUPC compliant Drop-In or Undermount	1.5" Drain Use DR120, DR130 or DR150 Optional MetalProtect® - page 6	<b>CPS200</b> Antique - \$2,098 <b>CPS500</b> Brushed Nickel - \$2,635 <b>CPS400</b> Polished Copper - \$2,148 <b>CPS800</b> Polished Nickel - \$2,818
	<b>Trough 36</b> 36" x 14" x 6" OD   34" x 12" x 5.5" ID 16 Gauge Copper   UPC/cUPC compliant Drop-In or Undermount	1.5" Drain Use DR120, DR130 or DR150	<b>CPS206</b> Antique - \$2,358 <b>CPS506</b> Brushed Nickel - \$3,128
	<b>Laguna</b> 16" x 5" OD   13" x 4.75" ID 16 Gauge Copper   UPC/cUPC compliant Vessel	1.5" Drain Use DR120, DR130 or DR150 Vanity Top Cutout: Vessel	<b>CPS255</b> Antique - \$1,330 <b>CPS555</b> Brushed Nickel - \$1,798
	<b>Kohani</b> 20" x 15" x 4" OD   20" x 15" x 3.5" ID 16 Gauge Copper   UPC/cUPC compliant Vessel	1.5" Drain Use DR120, DR130 or DR150 Vanity Top Cutout: Vessel Optional MetalProtect® - page 6	<b>CPS257</b> Antique - \$1,528 <b>CPS557</b> Brushed Nickel - \$2,128 <b>CPS457</b> Polished Copper - \$1,348 <b>CPS857</b> Polished Nickel - \$2,268
	<b>Tatra</b> 20" x 16" x 4.5" OD   17" x 13" x 4" ID 16 Gauge Copper   UPC/cUPC compliant Drop-In	1.5" Drain Use DR120, DR130 or DR150 Optional MetalProtect® - page 6	<b>CPS246</b> Antique - \$1,575 <b>CPS546</b> Brushed Nickel - \$2,128 <b>CPS446</b> Polished Copper - \$1,598 <b>CPS846</b> Polished Nickel - \$2,126
	<b>Hibiscus</b> 21" x 14.5" x 5" OD   17" x 12" x 4.5" ID 18 Gauge Copper   UPC/cUPC compliant Drop-In	1.5" Drain Use DR120, DR130 or DR150 Vanity Top Cutout: Classic	<b>CPS243</b> Antique - \$1,025 <b>CPS543</b> Brushed Nickel - \$1,355
	<b>Hana</b> 20" x 13" x 5" OD   16" x 11" x 4.5" ID 17 Gauge Copper   UPC/cUPC compliant Drop-In	1.5" Drain Use DR120, DR130 or DR150 Vanity Top Cutout: Rectangle	<b>CPS242</b> Antique - \$1,265 <b>CPS542</b> Brushed Nickel - \$1,565

Bath Copper & Nickel	Basin	Recommendations	Item / Finish / Price
	<b>Cameo</b> 17" x 13.25" x 7.5" OD   15.25" x 11.5" x 7" ID 16 Gauge Copper   UPC/cUPC compliant Drop-In or Undermount	1.5" Drain Use DR120, DR130 or DR150	<b>CPS248</b> Antique - \$838 <b>CPS548</b> Brushed Nickel - \$1,098
	<b>Paloma</b> 13.75" x 6" OD   12" x 5.5" ID 16 Gauge Copper   UPC/cUPC compliant Drop-In or Undermount	1.5" Drain Use DR120, DR130 or DR150	<b>CPS259</b> Antique - \$665 <b>CPS559</b> Brushed Nickel - \$930
	<b>Avila</b> 21" x 15" x 4.5" OD   18" x 12" x 4" ID 16 Gauge Copper   UPC/cUPC compliant Undermount	1.5" Drain Use DR120, DR130 or DR150 Vanity Top Cutout: Rectangle Optional MetalProtect® - page 6	<b>CPS245</b> Antique - \$1,145 <b>CPS545</b> Brushed Nickel - \$1,545 <b>CPS445</b> Polished Copper - \$1,157 <b>CPS845</b> Polished Nickel - \$1,575
	<b>Classic</b> 19" x 16" x 5.5" OD   17" x 14" x 5" ID 18 Gauge Copper   UPC/cUPC compliant Undermount	1.5" Drain Use DR120, DR130 or DR150 Vanity Top Cutout: Classic Optional MetalProtect® - page 6	<b>CPS268</b> Antique - \$765 <b>CPS568</b> Brushed Nickel - \$1,098 <b>CPS468</b> Polished Copper - \$778 <b>CPS868</b> Polished Nickel - \$1,185
	<b>Baby Classic</b> 15.75" x 12" x 5" OD   13.5" x 10" x 4.5" ID 18 Gauge Copper   UPC/cUPC compliant Undermount	1.5" Drain Use DR120, DR130 or DR150 Vanity Top Cutout: Baby Classic Optional MetalProtect® - page 6	<b>CPS238</b> Antique - \$665 <b>CPS538</b> Brushed Nickel - \$930 <b>CPS438</b> Polished Copper - \$678 <b>CPS838</b> Polished Nickel - \$998
	<b>Rolled Classic</b> 18.5" x 15.5" x 5.5" OD   16.75" x 13.75" x 5" ID 18 Gauge Copper   UPC/cUPC compliant Drop-In	1.5" Drain Use DR120, DR130 or DR150 Vanity Top Cutout: Classic	<b>CPS240</b> Antique - \$778 <b>CPS540</b> Brushed Nickel - \$1,098
	<b>Rolled Baby Classic</b> 15.5" x 12" x 5" OD   13.5" x 10" x 4.5" ID 18 Gauge Copper   UPC/cUPC compliant Drop-In	1.5" Drain Use DR120, DR130 or DR150	<b>CPS239</b> Antique - \$665 <b>CPS539</b> Brushed Nickel - \$930

## Bath Drains & Traps

Undermount Kits and Sealers – See page 6

 <p><b>1.5" DOME DRAIN - DR120</b></p> <ul style="list-style-type: none"> <li>· Elegantly covers entire drain area of basin</li> <li>· Dome does not seal water in bowl; it is designed for basins without overflows</li> <li>· Maximum threading for easy installation</li> <li>· All exposed parts plated</li> <li>· UPC/cUPC compliant</li> </ul> <p><b>DR120-CH</b> Chrome - \$198  <b>DR120-BN</b> Brushed Nickel - \$265  <b>DR120-MB</b> Matte Black - \$265  <b>DR120-ORB</b> Oil Rubbed Bronze - \$265  <b>DR120-WC</b> Weathered Copper - \$265  <b>DR120-BG</b> Brushed Gold - \$285  <b>DR120-PC</b> Polished Copper - \$285  <b>DR120-PN</b> Polished Nickel - \$285</p>	 <p><b>1.5" PUSH TO SEAL DOME DRAIN - DR130</b></p> <ul style="list-style-type: none"> <li>· Elegantly covers entire drain area of basin</li> <li>· Push to seal, push again to release</li> <li>· Compression seal closes drain completely</li> <li>· Maximum threading for easy installation</li> <li>· All exposed parts plated</li> <li>· UPC/cUPC compliant</li> </ul> <p><b>DR130-CH</b> Chrome - \$198  <b>DR130-BN</b> Brushed Nickel - \$238  <b>DR130-MB</b> Matte Black - \$238  <b>DR130-ORB</b> Oil Rubbed Bronze - \$238  <b>DR130-WC</b> Weathered Copper - \$238  <b>DR130-BG</b> Brushed Gold - \$258  <b>DR130-PN</b> Polished Nickel - \$258</p>	 <p><b>TRIP LEVER BATH WASTE &amp; OVERFLOW - DR280</b></p> <ul style="list-style-type: none"> <li>· Use for Aurora</li> <li>· Features brass waste shoe with extended tube</li> <li>· Fully plated for exposed plumbing</li> </ul> <p><b>DR280-BN</b> Brushed Nickel - \$995  <b>DR280-ORB</b> Oil Rubbed Bronze - \$995</p>
 <p><b>1.5" TEARDROP DRAIN - DR150</b></p> <ul style="list-style-type: none"> <li>· 9 hole lavatory drain with maximum threading for easy installation</li> <li>· All exposed parts plated</li> <li>· UPC/cUPC compliant</li> </ul> <p><b>DR150-CH</b> Chrome - \$120  <b>DR150-BN</b> Brushed Nickel - \$158  <b>DR150-MB</b> Matte Black - \$158  <b>DR150-ORB</b> Oil Rubbed Bronze - \$158  <b>DR150-WC</b> Weathered Copper - \$158  <b>DR150-PN</b> Polished Nickel - \$178</p>	 <p><b>DECORATIVE P-TRAP - DR560</b></p> <ul style="list-style-type: none"> <li>· An elegant, fully plated P-Trap perfect for exposed plumbing</li> <li>· 15.5" assembly in heavy 17 gauge brass</li> <li>· Includes Wall Flange</li> </ul> <p><b>DR560-BN</b> Brushed Nickel - \$345  <b>DR560-MB</b> Matte Black - \$345  <b>DR560-ORB</b> Oil Rubbed Bronze - \$345</p>	 <p><b>PUSH TO SEAL BATH WASTE &amp; OVERFLOW - DR290</b></p> <ul style="list-style-type: none"> <li>· Use for Santorini and thick walled tubs (Avalon, Mendocino)</li> <li>· Fully plated for exposed plumbing</li> <li>· For use with sub-floor tub waste connection</li> <li>· Features pivoting head for snug fit</li> </ul> <p><b>DR290-CH</b> Chrome - \$698  <b>DR290-BN</b> Brushed Nickel - \$828  <b>DR290-MB</b> Matte Black - \$828  <b>DR290-ORB</b> Oil Rubbed Bronze - \$828  <b>DR290-BG</b> Brushed Gold - \$895  <b>DR290-PC</b> Polished Copper - \$895  <b>DR290-PN</b> Polished Nickel - \$895</p>

## Vanity Tops

LTL

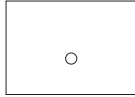
Vanity Tops are available in all five NativeStone® finishes, as well as Italian Carrara Marble.

Choose from four cutout options and various faucet hole configurations.

All NativeStone Vanity Tops are 1.18" thick and sealed with NativeStone Shield™. All Carrara tops are .75" thick.

### VESSEL

*no faucet hole*



This configuration works with most vessel sinks

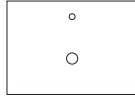
**NSV30-AV** 30" NativeStone Ash (30.5" x 21.75") - \$798  
**NSV30-CV** 30" NativeStone Charcoal (30.5" x 21.75") - \$798  
**NSV30-EV** 30" NativeStone Earth (30.5" x 21.75") - \$798  
**NSV30-PV** 30" NativeStone Pearl (30.5" x 21.75") - \$798  
**NSV30-SV** 30" NativeStone Slate (30.5" x 21.75") - \$798  
**VNT30-CV** 30" Carrara Marble (31" x 22") - \$1,048

**NSV36-AV** 36" NativeStone Ash (36.5" x 21.75") - \$925  
**NSV36-CV** 36" NativeStone Charcoal (36.5" x 21.75") - \$925  
**NSV36-EV** 36" NativeStone Earth (36.5" x 21.75") - \$925  
**NSV36-PV** 36" NativeStone Pearl (36.5" x 21.75") - \$925  
**NSV36-SV** 36" NativeStone Slate (36.5" x 21.75") - \$925  
**VNT36-CV** 36" Carrara Marble (37" x 22") - \$1,188

**NSV48-AV** 48" NativeStone Ash (48.5" x 21.75") - \$1,165  
**NSV48-CV** 48" NativeStone Charcoal (48.5" x 21.75") - \$1,165  
**NSV48-EV** 48" NativeStone Earth (48.5" x 21.75") - \$1,165  
**NSV48-PV** 48" NativeStone Pearl (48.5" x 21.75") - \$1,165  
**NSV48-SV** 48" NativeStone Slate (48.5" x 21.75") - \$1,165  
**VNT48-CV** 48" Carrara Marble (49" x 22") - \$1,525

### VESSEL

*single faucet hole*



This configuration works with most vessel sinks

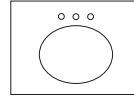
**NSV30-AV1** 30" NativeStone Ash (30.5" x 21.75") - \$798  
**NSV30-CV1** 30" NativeStone Charcoal (30.5" x 21.75") - \$798  
**NSV30-EV1** 30" NativeStone Earth (30.5" x 21.75") - \$798  
**NSV30-PV1** 30" NativeStone Pearl (30.5" x 21.75") - \$798  
**NSV30-SV1** 30" NativeStone Slate (30.5" x 21.75") - \$798  
**VNT30-CV1** 30" Carrara Marble (31" x 22") - \$1,048

**NSV36-AV1** 36" NativeStone Ash (36.5" x 21.75") - \$925  
**NSV36-CV1** 36" NativeStone Charcoal (36.5" x 21.75") - \$925  
**NSV36-EV1** 36" NativeStone Earth (36.5" x 21.75") - \$925  
**NSV36-PV1** 36" NativeStone Pearl (36.5" x 21.75") - \$925  
**NSV36-SV1** 36" NativeStone Slate (36.5" x 21.75") - \$925  
**VNT36-CV1** 36" Carrara Marble (37" x 22") - \$1,188

**NSV48-AV1** 48" NativeStone Ash (48.5" x 21.75") - \$1,165  
**NSV48-CV1** 48" NativeStone Charcoal (48.5" x 21.75") - \$1,165  
**NSV48-EV1** 48" NativeStone Earth (48.5" x 21.75") - \$1,165  
**NSV48-PV1** 48" NativeStone Pearl (48.5" x 21.75") - \$1,165  
**NSV48-SV1** 48" NativeStone Slate (48.5" x 21.75") - \$1,165  
**VNT48-CV1** 48" Carrara Marble (49" x 22") - \$1,525

### CLASSIC

*8" widespread cutout*



This configuration works with Classic, Rolled Classic, Cuyama, Hibiscus, Tolosa and Maestro Lotus

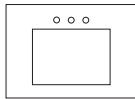
**NSV30-AO** 30" NativeStone Ash (30.5" x 21.75") - \$798  
**NSV30-CO** 30" NativeStone Charcoal (30.5" x 21.75") - \$798  
**NSV30-EO** 30" NativeStone Earth (30.5" x 21.75") - \$798  
**NSV30-PO** 30" NativeStone Pearl (30.5" x 21.75") - \$798  
**NSV30-SO** 30" NativeStone Slate (30.5" x 21.75") - \$798  
**VNT30-CO** 30" Carrara Marble (31" x 22") - \$1,048

**NSV36-AO** 36" NativeStone Ash (36.5" x 21.75") - \$925  
**NSV36-CO** 36" NativeStone Charcoal (36.5" x 21.75") - \$925  
**NSV36-EO** 36" NativeStone Earth (36.5" x 21.75") - \$925  
**NSV36-PO** 36" NativeStone Pearl (36.5" x 21.75") - \$925  
**NSV36-SO** 36" NativeStone Slate (36.5" x 21.75") - \$925  
**VNT36-CO** 36" Carrara Marble (37" x 22") - \$1,188

**NSV48-AO** 48" NativeStone Ash (48.5" x 21.75") - \$1,165  
**NSV48-CO** 48" NativeStone Charcoal (48.5" x 21.75") - \$1,165  
**NSV48-EO** 48" NativeStone Earth (48.5" x 21.75") - \$1,165  
**NSV48-PO** 48" NativeStone Pearl (48.5" x 21.75") - \$1,165  
**NSV48-SO** 48" NativeStone Slate (48.5" x 21.75") - \$1,165  
**VNT48-CO** 48" Carrara Marble (49" x 22") - \$1,525

### RECTANGLE

*8" widespread cutout*



This configuration works with Hana, Avila, Cabrillo, and Amara

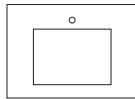
**NSV30-AR** 30" NativeStone Ash (30.5" x 21.75") - \$798  
**NSV30-CR** 30" NativeStone Charcoal (30.5" x 21.75") - \$798  
**NSV30-ER** 30" NativeStone Earth (30.5" x 21.75") - \$798  
**NSV30-PR** 30" NativeStone Pearl (30.5" x 21.75") - \$798  
**NSV30-SR** 30" NativeStone Slate (30.5" x 21.75") - \$798  
**VNT30-CR** 30" Carrara Marble (31" x 22") - \$1,048

**NSV36-AR** 36" NativeStone Ash (36.5" x 21.75") - \$925  
**NSV36-CR** 36" NativeStone Charcoal (36.5" x 21.75") - \$925  
**NSV36-ER** 36" NativeStone Earth (36.5" x 21.75") - \$925  
**NSV36-PR** 36" NativeStone Pearl (36.5" x 21.75") - \$925  
**NSV36-SR** 36" NativeStone Slate (36.5" x 21.75") - \$925  
**VNT36-CR** 36" Carrara Marble (37" x 22") - \$1,188

**NSV48-AR** 48" NativeStone Ash (48.5" x 21.75") - \$1,165  
**NSV48-CR** 48" NativeStone Charcoal (48.5" x 21.75") - \$1,165  
**NSV48-ER** 48" NativeStone Earth (48.5" x 21.75") - \$1,165  
**NSV48-PR** 48" NativeStone Pearl (48.5" x 21.75") - \$1,165  
**NSV48-SR** 48" NativeStone Slate (48.5" x 21.75") - \$1,165  
**VNT48-CR** 48" Carrara Marble (49" x 22") - \$1,525

### RECTANGLE

*single faucet hole*



This configuration works with Hana, Avila, Cabrillo, and Amara

**NSV30-AR1** 30" NativeStone Ash (30.5" x 21.75") - \$798  
**NSV30-CR1** 30" NativeStone Charcoal (30.5" x 21.75") - \$798  
**NSV30-ER1** 30" NativeStone Earth (30.5" x 21.75") - \$798  
**NSV30-PR1** 30" NativeStone Pearl (30.5" x 21.75") - \$798  
**NSV30-SR1** 30" NativeStone Slate (30.5" x 21.75") - \$798  
**VNT30-CR1** 30" Carrara Marble (31" x 22") - \$1,048

**NSV36-AR1** 36" NativeStone Ash (36.5" x 21.75") - \$925  
**NSV36-CR1** 36" NativeStone Charcoal (36.5" x 21.75") - \$925  
**NSV36-ER1** 36" NativeStone Earth (36.5" x 21.75") - \$925  
**NSV36-PR1** 36" NativeStone Pearl (36.5" x 21.75") - \$925  
**NSV36-SR1** 36" NativeStone Slate (36.5" x 21.75") - \$925  
**VNT36-CR1** 36" Carrara Marble (37" x 22") - \$1,188

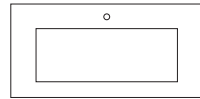
**NSV48-AR1** 48" NativeStone Ash (48.5" x 21.75") - \$1,165  
**NSV48-CR1** 48" NativeStone Charcoal (48.5" x 21.75") - \$1,165  
**NSV48-ER1** 48" NativeStone Earth (48.5" x 21.75") - \$1,165  
**NSV48-PR1** 48" NativeStone Pearl (48.5" x 21.75") - \$1,165  
**NSV48-SR1** 48" NativeStone Slate (48.5" x 21.75") - \$1,165  
**VNT48-CR1** 48" Carrara Marble (49" x 22") - \$1,525

### LARGE TROUGH

*Drop-In only*

This configuration works with NativeStone Trough 3619 with either single or no faucet holes

Total deck thickness is 3.25" with sink and top; choose faucet accordingly.



**NSV48-AT** 48" NativeStone Ash (48.5" x 21.75") - \$1,165  
**NSV48-CT** 48" NativeStone Charcoal (48.5" x 21.75") - \$1,165  
**NSV48-ET** 48" NativeStone Earth (48.5" x 21.75") - \$1,165  
**NSV48-PT** 48" NativeStone Pearl (48.5" x 21.75") - \$1,165  
**NSV48-ST** 48" NativeStone Slate (48.5" x 21.75") - \$1,165  
**VNT48-CT** 48" Carrara Marble (49" x 22") - \$1,525

### SMALL TROUGH

*Drop-In only*

This configuration works with NativeStone Trough 3019 with either single or no faucet holes

Total deck thickness is 3.25" with sink and top; choose faucet accordingly.



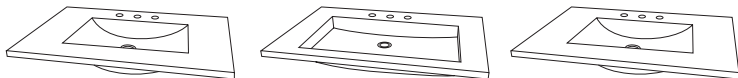
**NSV36-AT** 36" NativeStone Ash (36.5" x 21.75") - \$925  
**NSV36-CT** 36" NativeStone Charcoal (36.5" x 21.75") - \$925  
**NSV36-ET** 36" NativeStone Earth (36.5" x 21.75") - \$925  
**NSV36-PT** 36" NativeStone Pearl (36.5" x 21.75") - \$925  
**NSV36-ST** 36" NativeStone Slate (36.5" x 21.75") - \$925  
**VNT36-CT** 36" Carrara Marble (37" x 22") - \$1,188

## CARRARA MARBLE BACKSPLASH

**VNTB306** 30" Carrara Marble Backsplash (31" x 4" x .75") - \$298

**VNTB366** 36" Carrara Marble Backsplash (37" x 4" x .75") - \$345

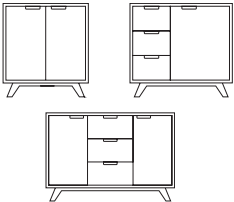
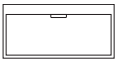
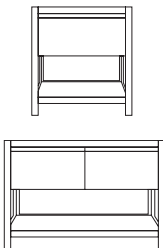
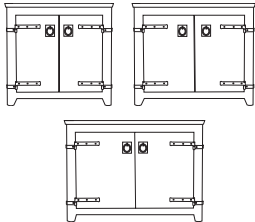
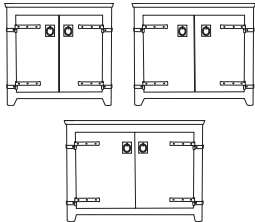
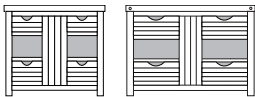

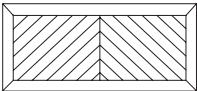
**VNTB486** 48" Carrara Marble Backsplash (49" x 4" x .75") - \$478




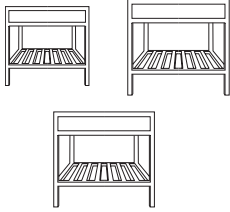
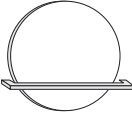




**PALOMAR VANITY TOP** - See NativeStone Bath, page 9

**CAPISTRANO VANITY TOP** - See NativeStone Bath, page 9

**COZUMEL VANITY TOP** - See Copper and Nickel Bath, page 9

Bath Furniture Topanga Series		Recommendations	Item / Finish / Price
	<b>Topanga Vanity</b> (30", 36", 48")w x 21.5"d x 33"h Solid, FSC certified walnut Full-extension, soft-close drawers Soft-close doors	<i>LTL</i> Combine with Native Trails vanity top, sink, and drain  Combine with any Native Trails sink less than 7" deep	<b>VNA301</b> 30" - \$3,195 <b>VNA361</b> 36" - \$4,345 <b>VNA481</b> 48" - \$5,500
	 <b>Topanga Floating Vanity</b> 35.5" w x 18.75" d x 16" h Solid, FSC certified walnut Full-extension, soft-close drawer <i>Trough sink sold separately</i>	<i>LTL</i> Combine with any Native Trails bath drain  Must combine with NativeStone Trough sink NSL3619 - pg 8	<b>VNA201</b> - \$2,590
Bath Furniture Solace Collection		Recommendations	Item / Finish / Price
	<b>Solace Vanity</b> (30" & 48")w x 21.5" d x 33" h Solid, FSC certified oak NativeStone® shelf Full-extension, soft-close drawers	<i>LTL</i> Combine with Native Trails vanity top, sink, and drain	<b>VNO301-A</b> 30" Sunrise Oak - \$2,350 <b>VNO308-A</b> 30" Midnight Oak - \$2,350 <i>with Ash shelf</i> <b>VNO301-P</b> 30" Sunrise Oak - \$2,350 <b>VNO308-P</b> 30" Midnight Oak - \$2,350 <i>with Pearl shelf</i> <b>VNO481-A</b> 48" Sunrise Oak - \$3,495 <b>VNO488-A</b> 48" Midnight Oak - \$3,495 <i>with Ash shelf</i> <b>VNO481-P</b> 48" Sunrise Oak - \$3,495 <b>VNO488-P</b> 48" Midnight Oak - \$3,495 <i>with Pearl shelf</i>
	<b>Americana Vanity</b> (30", 36", 48")w x 21.5" d x 33" h Reclaimed wood	<i>LTL</i> Combine with Native Trails vanity top, sink, and drain	<b>VNB300</b> 30" Whitewash - \$2,665 <b>VNB301</b> 30" Chestnut - \$2,665 <b>VNB308</b> 30" Anvil - \$2,665 <b>VNB309</b> 30" Driftwood - \$2,665 <b>VNB360</b> 36" Whitewash - \$2,925 <b>VNB361</b> 36" Chestnut - \$2,925 <b>VNB368</b> 36" Anvil - \$2,925 <b>VNB369</b> 36" Driftwood - \$2,925 <b>VNB480</b> 48" Whitewash - \$3,698 <b>VNB481</b> 48" Chestnut - \$3,698 <b>VNB488</b> 48" Anvil - \$3,698 <b>VNB489</b> 48" Driftwood - \$3,698
Bath Furniture Americana Collection		Recommendations	Item / Finish / Price
	<b>Americana Vanity</b> (30", 36", 48")w x 21.5" d x 33" h Reclaimed wood	<i>LTL</i> Combine with Native Trails vanity top, sink, and drain	<b>VNB300</b> 30" Whitewash - \$2,665 <b>VNB301</b> 30" Chestnut - \$2,665 <b>VNB308</b> 30" Anvil - \$2,665 <b>VNB309</b> 30" Driftwood - \$2,665 <b>VNB360</b> 36" Whitewash - \$2,925 <b>VNB361</b> 36" Chestnut - \$2,925 <b>VNB368</b> 36" Anvil - \$2,925 <b>VNB369</b> 36" Driftwood - \$2,925 <b>VNB480</b> 48" Whitewash - \$3,698 <b>VNB481</b> 48" Chestnut - \$3,698 <b>VNB488</b> 48" Anvil - \$3,698 <b>VNB489</b> 48" Driftwood - \$3,698
			
Bath Furniture Vintner's Collection		Recommendations	Item / Finish / Price
	<b>Vintner's Vanity</b> (36", 48")w x 21.5" d x 34" h Reclaimed wine-stained oak staves Full-extension, soft-close drawers Removable panel for access/storage	<i>LTL</i> Combine with Native Trails vanity top, sink, and drain  Combine with any Native Trails undermounted sink less than 6" deep, or 7" deep if surface mounted	<b>VNW360</b> 36" Blanc - \$4,398 <b>VNW361</b> 36" Chardonnay - \$4,398 <b>VNW367</b> 36" Grigio - \$4,398 <b>VNW368</b> 36" Noir - \$4,398 <b>VNW480</b> 48" Blanc - \$5,298 <b>VNW481</b> 48" Chardonnay - \$5,298 <b>VNW487</b> 48" Grigio - \$5,298 <b>VNW488</b> 48" Noir - \$5,298
	 <b>Vintner's Floating Vanity</b> 35.5" w x 18.75" d x 9" h Integrated French cleat for installation <i>Trough sink sold separately</i>	<i>LTL</i> Combine with any Native Trails bath drain  Must combine with NativeStone Trough sink NSL3619 - pg 8	<b>VNW190</b> Blanc - \$1,895 <b>VNW191</b> Chardonnay - \$1,895 <b>VNW197</b> Grigio - \$1,895 <b>VNW198</b> Noir - \$1,895
	<b>Vintner's Floating Vanity with Drawer</b> 35.5" w x 18.75" d x 15.75" h Integrated French cleat for installation Full-extension, soft-close drawer <i>Trough sink sold separately</i>	<i>LTL</i> Combine with any Native Trails bath drain  Must combine with NativeStone® Trough sink NSL3619 - pg 8	<b>VNW200</b> Blanc - \$2,990 <b>VNW201</b> Chardonnay - \$2,990 <b>VNW207</b> Grigio - \$2,990 <b>VNW208</b> Noir - \$2,990



Bath Furniture Wall Mount Vanity		Recommendations	Item / Finish / Price
	<b>Zaca Wall Mount</b> (36", 48")w x 19"d x 4.3"h Stainless Steel wall mount <i>Trough sink sold separately</i>	Combine with any Native Trails bath drain  Must combine with NativeStone® Trough sink: 36" NSL3619 or 48" NSL4819 - page 8	<b>VNS36S</b> 36" - \$895 <b>VNS48S</b> 48" - \$995
Bath Furniture Cuzco Collection		Recommendations	Item / Finish / Price
	<b>Cuzco Vanity</b> <i>LTL</i> (30", 36", 48")w x 21.5"d x 33"h Hand Hammered Copper, Brushed Nickel or Carrara Marble  Handcrafted Steel Frame	Combine with Native Trails vanity top, sink, and drain	<b>VNR302</b> 30" Antique - \$1,798 <b>VNR305</b> 30" Brushed Nickel - \$2,098 <b>VNR306</b> 30" Carrara - \$1,995  <b>VNR362</b> 36" Antique - \$1,995 <b>VNR365</b> 36" Brushed Nickel - \$2,295 <b>VNR366</b> 36" Carrara - \$2,095  <b>VNR482</b> 48" Antique - \$2,298 <b>VNR485</b> 48" Brushed Nickel - \$2,598 <b>VNR486</b> 48" Carrara - \$2,475
Mirrors		Item / Finish / Price	Item / Finish / Price
	<b>Solace 22"</b> 22" Dia. x 2"  <b>Solace 28"</b> 28" Dia. x 2" <i>Shelf sold separately</i>	<b>MRO221</b> 22" Sunrise Oak Mirror - \$665 <b>MSO221</b> 22" Sunrise Oak Shelf - \$265 <b>MRO228</b> 22" Midnight Oak Mirror - \$665 <b>MSO228</b> 22" Midnight Oak Shelf - \$265  <b>MRO281</b> 28" Sunrise Oak Mirror - \$798 <b>MSO281</b> 28" Sunrise Oak Shelf - \$312 <b>MRO288</b> 28" Midnight Oak Mirror - \$798 <b>MSO288</b> 28" Midnight Oak Shelf - \$312	<b>Portola</b> Small: 22" x 26" Large: 29.5" x 33.5" <i>LTL</i> NativeStone® Tapered Frame Mounts Horizontally or Vertically  <b>NSMR2622-A</b> Sm Ash - \$785 <b>NSMR2622-C</b> Sm Charcoal - \$785 <b>NSMR2622-E</b> Sm Earth - \$785 <b>NSMR2622-P</b> Sm Pearl - \$785 <b>NSMR2622-S</b> Sm Slate - \$785  <b>NSMR3430-A</b> Lg Ash - \$928 <b>NSMR3430-C</b> Lg Charcoal - \$928 <b>NSMR3430-E</b> Lg Earth - \$928 <b>NSMR3430-P</b> Lg Pearl - \$928 <b>NSMR3430-S</b> Lg Slate - \$928
	<b>Americana</b> 25.5" x 29.5" Beveled Glass Reclaimed Wood Mounts Horizontally or Vertically	<b>MR290</b> Whitewash - \$865 <b>MR291</b> Chestnut - \$865 <b>MR298</b> Anvil - \$865 <b>MR299</b> Driftwood - \$865	<b>Divinity Round</b> 25" Dia. Beveled Glass Hand Hammered Aluminum  <b>Divinity</b> Small: 20" x 25" Large: 27" x 32" Beveled Glass Hand Hammered Aluminum Mounts Horizontally or Vertically  <b>MR525</b> - \$665  <b>MR520</b> Sm - \$625 <b>MR527</b> Lg - \$795
	<b>Vintner's</b> 29" x 33" Beveled Glass Reclaimed wine-stained oak staves Mounts Horizontally or Vertically	<b>MR130</b> Blanc - \$945 <b>MR131</b> Chardonnay - \$945 <b>MR137</b> Grigio - \$945 <b>MR138</b> Noir - \$945	<b>Milano</b> Small: 20" x 36" Large: 28" x 40" Beveled Glass Hand Hammered Copper Mounts Horizontally or Vertically  <b>CPM294</b> Sm Antique - \$798 <b>CPM295</b> Lg Antique - \$1,195
	<b>Sedona</b> Small: 22" x 26" Large: 30" x 36" Beveled Glass Hand Hammered Copper Mounts Horizontally or Vertically	<b>CPM62</b> Sm Antique - \$965 <b>CPM65</b> Lg Antique - \$1,198	<b>Havana</b> 23" x 27" Beveled Glass Handcrafted Steel Frame Mounts Horizontally or Vertically  <b>MR508</b> - \$595
	<b>Asana</b> 31" Dia. Beveled Glass Handcrafted Steel Frame	<b>MR708</b> - \$645	<b>Cuzco</b> 27.5" x 34" Beveled Glass Handcrafted Steel Frame Mounts Horizontally or Vertically  <b>MR608</b> - \$645



---

## FREQUENTLY ASKED QUESTIONS

---

**How durable is NativeStone®?** NativeStone is incredibly stain and scratch resistant. Each sink is sealed using NativeStone Shield™, which penetrates the concrete on a molecular level to create a protective yet integrated barrier against stains and scratching. NativeStone sinks are extremely durable, however, like all sealed product, sometimes sharp objects can cut into the sealer, causing dark spots to appear when wet. If your sink's sealer appears to be compromised, you may need a sealer repair kit. If your NativeStone piece is hit with a hard object, like most sink materials, it may chip. NativeStone Repair Kits to fix and patch any damaged areas, as well as Sealer Repair Kits, are available. More information at [nativetrailshome.com/kits](http://nativetrailshome.com/kits).

**How do I maintain my NativeStone sink?** For regular maintenance, simply use mild, non-abrasive soap and cleaners. The sealer is stain and scratch resistant; however, normal care should be exercised, and abrasives avoided. Wipe or rinse sink after use for best results.

**When and how should I reseal my NativeStone sink?** Like all sealed concrete, the sealer on your NativeStone sink should eventually be refreshed. Timing varies based on use, but we generally recommend resealing kitchen sinks every 3 years; lavatory sinks, bar sinks and bathtubs should typically be resealed every 5 years. If your NativeStone product needs be resealed, we recommend NativeStone Shield, available at any Native Trails authorized dealer or at [nativetrailshome.com](http://nativetrailshome.com)

**How durable is the 24k gold, silver, platinum, or gunmetal finish on a Precious Metals Collection sink?** Quite durable when properly cared for. The precious metal finish is a hand applied glaze that is fired onto the sink at 1500° F. It is then sealed with our custom formulation sealers to ensure a high degree of protection from staining and scratching. Nonetheless, as with any specialty sink, we recommend using gentle cleaners and avoiding abrasives and prolonged contact with acidic substances. The sealer on the metal glaze may need to be refreshed approximately every 3-5 years, though timing will vary based on usage and conditions. Note that the white fireclay has no need for sealer; the potential need to reseal is only for the metal glazed portion of the sink.

**How do I care for my copper sink?** For basic cleaning of all finishes of Native Trails copper and nickel sinks and bathtubs, simply use mild soap and water and avoid abrasives. It is a good idea to allow the basin to dry periodically by wiping it down with a soft cloth. Acidic substances such as lemons, ketchup, whitening toothpaste, or red wine may alter the copper finish after prolonged contact. For extra protection, a product such as Flitz Faucet Wax + may be applied periodically, or use Native Trails MetalProtect® for long lasting protection against tarnish and smudges.

*Antique & Tempered* finishes have unique, self-healing properties, characteristic of copper; in a short time (usually just days) it will naturally re-patina itself. Always avoid copper cleaners and abrasives with these finishes.

*Polished Copper* finish will begin to patina as it reacts with its environment. However, if the desire is to maintain the bright, polished look, we recommend Wright's Copper Cream to polish it, and any good copper wax such as Flitz Faucet Wax+ to maintain its original shine and luster. For a more lasting barrier we recommend Native Trails MetalProtect®, which offers long lasting protection against tarnish and smudges.

*Brushed Nickel* finish is achieved by plating nickel over copper, followed by careful hand brushing. Caring for this finish is particularly simple since the hammered, brushed texture does not show fingerprints. Acidic substances left on the nickel finish for extended periods of time may leave a slight dark mark, but this is easily removed with Flitz Polish or chrome polish.

*Polished Nickel* finish is achieved by plating nickel over copper, followed by careful hand polishing. To maintain the bright, mirrored finish of Polished Nickel, use chrome polish; for longer lasting protection against smudges, fingerprints, and water spots, we recommend Native Trails MetalProtect.

**What kinds of substances will change my Native Trails Antique or Tempered finish copper sink?** Acidic substances, such as lemon juice or toothpaste, will brighten copper's surface so that it is as shiny as a new penny. But it will immediately begin to re-patina itself.

**Can Native Trails products be customized?** We do not offer customization, though we can consider customization of some products for high volume project orders.

**What is the minimum cabinet size to use with a Native Trails kitchen sink?** The general rule for installing a kitchen sink is to leave 3" of space on either side of your sink to allow room for the mounting hardware (not included), so you will want a cabinet that is about 6" wider than the width of your sink. i.e. A 24" sink (Cocina 24) would require a minimum cabinet size of 30".

---

## FREQUENTLY ASKED QUESTIONS

---

**Does Native Trails supply templates for the basins?** Due to the inherent variation in dimensions of our handcrafted products, we do not supply templates. We highly recommend waiting to receive your actual sink before making any cuts in the countertop. However, we do have detailed specification sheets on the product pages of our website.

**Are Native Trails products American made?** Native Trails is proud to partner with highly skilled artisans not only in the United States, but around the world as well.

**Do I need to buy a Native Trails drain with my sink?** Our exceptionally high-quality drains are designed to work with Native Trails sinks, and they do have some differentiating features. For example, they work well with both thicker-walled sinks (such as NativeStone®) or thin-walled sinks such as copper. Our lavatory drains thread all the way up to ensure a tight seal, a key requirement for our copper sinks. Our drains are also designed for sinks without overflows, like ours. We cannot ensure that another manufacturer's drain will work with our sinks. We also offer an unusual option that many find especially appealing: solid copper strainers. We offer solid copper as an option for a strainer with a living finish that will evolve like our copper sinks and never peel or chip.

**How long has Native Trails been in business?** We are celebrating 27 years in 2023! Over a quarter of a century ago, Naomi Neilson started driving her van around central Mexico searching out skilled artisans and traditional craftsmanship, and we now partner with artisans around the globe. Learn more about our story at [nativetrailshome.com/our-story](https://nativetrailshome.com/our-story)

**For more Frequently Asked Questions, please visit [nativetrailshome.com/FAQ](https://nativetrailshome.com/FAQ)**

---

## PRODUCT WARRANTIES

---

**Activate your warranty by registering your Native Trails product at [nativetrailshome.com/register](https://nativetrailshome.com/register).** For warranty claims, please contact the Native Trails dealer where the product was purchased. Proof of purchase from authorized dealer is required. Warranties are non-transferable and do not apply to products purchased for display purposes. In no event shall Native Trails be liable for any damage to or caused by the products during or after installation. Native Trails is not responsible for labor, installation charges or any other expenses associated with the defective product. Our sole responsibility is defective product replacement, exchange or repair materials. The Native Trails product warranty gives the purchaser specific legal rights; other rights will vary from state to state. Refer to the care instructions for proper maintenance of products; improper care or modifications of products will void warranty.

ADDITIONAL WARRANTY DETAILS BY PRODUCT TYPE/USE:

**Limited Lifetime Warranty on Sinks and Bathtubs, Mirrors, and Bath Furniture:** Native Trails warrants that our sinks and tubs, as well as our mirrors and bath furniture shall be free from defects in workmanship or materials as long as the original purchaser owns them and purchased the product through an authorized Native Trails dealer for residential use only. Variations in dimensions, textures and finishes are inherent in our handcrafted products and are not considered defects. Gloss reduction, scratching, chipping, denting, staining, and acid or alkaline etching of the finish over time due to use, cleaning practices or water or atmospheric conditions, are not manufacturing defects but are indicative of normal wear and tear. Finishes are not covered by our product warranties, unless otherwise stated as in the case of nickel finish sinks and tubs. Native Trails is not liable for any damages as a result of the actions of the customer.

**Nickel Finish Sinks and Bathtubs:** Native Trails additionally warrants that the nickel finish on our Brushed and Polished Nickel sinks and tubs shall be free from defects in workmanship or materials for ten years from the purchase date, when purchased through an authorized Native Trails dealer for residential use only and maintained properly as noted in the care instructions.

**Drains, Strainers, Traps, & Grids:** Native Trails sink and tub accessories (drains, strainers, traps, and grids) are warranted to be free from defects in workmanship or materials for one year from date of purchase.

**Commercial Warranty:** For Native Trails products that are used or installed in a commercial or hospitality setting, Native Trails warrants the product to be free from defects in material and workmanship for one (1) year from the date the product is installed. There is no warranty on copper finishes or NativeStone/Precious Metal sealer which will wear uniquely depending on use, maintenance and installation location.